

June 8- 19 GONE CAMPIN'

REMINDER: This learning framework is to serve as a menu for educational engagement. Please use this in a way that best suits YOUR family.

I will email the necessary pages for you to print. If you have no printer or you would rather pick this up as a learning package from the school please let me know ASAP.

<p>Please spend time:</p> <p>reading, writing, creating, connecting, exploring, and being physically active each day!</p> <p>Check out and explore our NEW classroom website:</p> <p>https://blogs.spiritsd.ca/baker/</p> <p>AND CHECK OUT THE AMAZING SUPPLEMENTAL LEARNING SCP WEB AGE!!!</p> <p>https://blogs.spiritsd.ca/scpsupplemental/</p>	<p>This could look like ·</p> <p>-Read! Let me know what you are reading.</p> <p>- Play Outside – at least one hour a day.</p> <p>Send pictures of you working on projects with your family!</p> <p>← This web page was created to give students and families another place to learn and grow. An AWESOME resource!</p>
--	--

MATH

THE CAMPING TRIP PROJECT!
Print the pages from the link below.
Get ready for a fun camping trip!
These pages are also available in
the pick-up package at the school.

<https://shelleygrayteaching.com/wp-content/uploads/2020/03/Camping-Addition-and-Subtraction-Project-with-digital.pdf>

-IXL math! See suggested skills on individual student login.

**NEW IXL TASKS
ASSIGNED-please log on to
student accounts**

Explore Prodigy! Please email me if you need me to re-send login details.
:)

www.prodigygame.com

**NEW MULTIPLICATION GAMES
ADDED TO "MATH" PAGE ON OUR
CLASSROOM WEBSITE!**

LANGUAGE ARTS

-Epic- I have assigned CAMPING books! So many fun books. Read the books and see below for some things to do.

https://www.getepic.com/app/user-collection/15791648?utm_source=t2t&utm_medium=link&utm_campaign=collection&share=6452148056

Book: Who Needs It?
What are needs and wants? Make a list of things you would NEED to have and WANT to have on your camping trip.

Book: How Time Outside Makes You Feel
Read the story and think about any connections you have to the book. Write about how being in nature makes you feel.

Book: Camping
Read the book and then write big ideas from the book.

Click here -> [Google Slides - create and edit presentations online, for free.](#)

Or copy and paste this ->
<https://docs.google.com/presentation/d/1ELkdMEnLTBqm5IjOwV5gKfqRVCJlty6KgrnI6ZspCBA/edit?usp=sharing>

https://docs.google.com/forms/d/e/1FAIpQLSdcFbW-Didj-YxlpXWWT8mts00NBfCzQfCdyESO7yiYcu1Hnw/viewform?usp=sf_link

	<p>Copy link. Print pages. -></p> <p>file:///Users/jodybaker/Downloads/How to Make a S'more How to Writing Activity.pdf</p> <p>-Raz kids- PLEASE RECORD A READING SAMPLE. There is a spot where you can record yourself reading on Raz! Then I can listen to you! See below for instructions!</p> <p>-Spelling City- login to view assignments!</p>
<p>SCIENCE STEAM activity! Solar Oven S'mores</p>	<p>-Directions page at the end of the framework</p> <p>-videos: https://jr.brainpop.com/science/energy/energy-sources/ https://www.youtube.com/watch?v=NDZzAlcCQLQ https://www.youtube.com/watch?v=HciKU63dLtA https://www.youtube.com/watch?v=av24fEMhDoU https://www.youtube.com/watch?v=pjsrRi2Bxl0</p>

SOCIAL STUDIES

EPIC Book: Who Needs It?

What are needs and wants? Make a list of things you would NEED to have and WANT to have on your camping trip.

<https://www.getepic.com/app/read/5763>

**CRACK THE CODES!
CAMPING "ESCAPE ROOM" ->**

<https://docs.google.com/forms/d/15BhXQn8bLOgVvGHSRVlalf89F0MO-N6OdzNoN2ZFoUw/edit>



A Camping We Will Go!



It's time for the annual family and friends camping trip! You will be spending a fun-filled week camping with the Marstent family, loving every minute of the outdoors.

But first, it's up to you to decide where you're headed.

Look at each of the pictures below. Make as many inferences as you can about what camping would be like at each campsite.









A Camping We Will Go 2



Look at each of the pictures below. Make as many inferences as you can about what camping would be like at each campsite.

A large, empty rectangular box with a light green background, framed by a brown border. At the bottom of the box is a decorative green grass-like pattern.A large, empty rectangular box with a light green background, framed by a brown border. At the bottom of the box is a decorative green grass-like pattern.

You Choose!
Which campsite would you choose and why?

A large, empty rectangular box with a light green background, intended for a student's response to the question above.

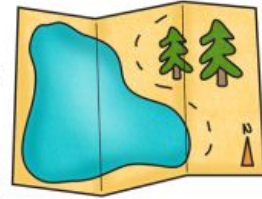
Characters Camping

On your way to your campsite, you walk past each of the campers below. What inferences can you make based on the picture? Consider the things they might like, the setting they might be in, the weather, where they might be going, etc.





A Hiking We Will Go!



Your group went on a big hiking trip today. However, not everyone felt the same way about the trip. When you got back to the campsite, each of you told your own story of the hike to your friends. Read each story. In the empty bubble, write a snippet as if you had gone on the trip using information from the other hikers.

"We have hiked at home before, but nothing could have prepared us for this one! An entire backpack full of food and water would not have been enough fuel to get us through that. It's a good thing mom had burgers and dogs ready for us when we finally got back. I must say, though, that had Jake packed a map of this hike, perhaps it would not have taken so long."-Dad

"Best. Hike. Ever. The views from the top of the peak were spectacular, and I found the most unique rocks along the way. I definitely would not have found them if we would have stayed on the trail like I had planned. Watching Mary try to find her way up the steep rocks of the mountain was more entertaining than the bear cubs we saw along the trail."-Jake



"This is the last time I'm letting him plan a hike. It was as if Jake wanted to torture us. Sure, the view was beautiful when we got to the top of the peak, but I couldn't enjoy it because of the freezing temperatures at the top! Nobody mentioned the temperature change when we showed up in shorts. Oh, and the scratches, bruises and sore muscles will remind me of what it took to make it to the top. I would rather wrangle a rattlesnake than go on another hike with Jake."-Mary



"If I had any idea how that hike was going to go, I would have never gotten out of bed today. My favorite shoes are covered in mud, my arms are fried from the sun, and my legs are covered in poison ivy. Next time, I'm planning the hike."-Lucy



"I'm always looking for a challenge, and well, that hike may rank at the top of the list! I gave my all, but let's just say that I won't be going on another hike for quite a while... At least not one that involves Jake...or using my very sore legs."-Jane

A Hiking We Will GO! *Recording Sheet*

In the bubbles, write as many inferences as you can make about the hike, based on what the person said. In the blank bubble that you filled in on the previous page, list any other inferences you can make about the trip, any questions you have, or suggestions for making it a better trip next time!

DAD

JAKE

MARY

LUCY

JANE



Around the Campfire

One of the best parts of camping is sitting around the campfire roasting marshmallows and telling stories. Solve the mysteries in these not-so-scary stories!

Eyes Wide Open

It was a dark and stormy night. The wind roared, and the trees shook. Bright flashes of lightning filled the room, and in the shadows of the creepy night, something squeaked across the cabin floor, a skinny tail following close behind. The mystery mover headed straight towards the kids' bag of Cheez Its. Marlo the cat took off after the creature just as another crash of thunder shook the windows. The kids didn't dare get out of their beds to investigate.

WHAT SQUEAKED ACROSS THE FLOOR?

The Left Behind

The stars were twinkling and the crickets were chirping. All of the other kids had gone back to their tents, but Dean sat alone, roasting one last marshmallow. He noticed something on the ground beside his foot, right where Tom had been sitting. He looked closer, and finally realized what it was. He wondered how Tom had gotten back to his tent without it...hadn't the ground hurt his feet? As he picked it up, a spider crawled across Dean's hand, and he tossed it into the darkness of the night.

WHAT HAD TOM LEFT BEHIND?

The Path Not Taken

The sun was beginning to set and David knew he had to get back to camp soon. But where was camp? He had been hiking all day, and he was sure he was lost. Hours before, there had been a fork in the path—two different trails, and he had to choose one. The path to the left was well traveled, with a clear trail, sign posts marking the way, and fresh shoe tracks. He decided to be more daring, and he chose the path to the right. Now he regretted such a mistake.

HOW DO YOU THINK THE PATH HE TOOK LOOKED?

A Fearful Trip

There was only one thing Maria hated more than clowns, and she did everything she could to avoid the giant beasts when she was camping. When they weren't eating, Maria kept their food perched high in a tree. Even though peanut butter and honey was her favorite camp snack, she refused to bring it. When they were hiking, she made herself as big as she could and sang songs at the top of her lungs to keep them away. She kept her eyes on the ground, aware of any tracks. Every noise she heard at night startled her awake, scared that her most-feared creature might be nearby.

WHAT WAS MARIA SO AFRAID OF?

Heard 'round the Campsite

As you walk around the campsite, you see many happy families and overhear small snippets of their conversations. What you can infer from each conversation?



Snippet #1

"Before we can go, your brother needs to make sure his socks are dry."
"Oh, mom! They will take forever laying out in the sun!"
"He made a choice, and now we all have to wait for him. It's not worth risking him getting blisters."

Snippet #2

"Whoa, whoa, whoa! Watch where you are going."
"Oh, wow! That could have been a disaster. Thanks for saving me."
"You need to pay more attention to where you are about to step! We would have needed a rope to rescue you!"

Snippet #3

"Pretty, pretty please, Bo! Please let me look, just once."
"Oh, all right. Be careful, though. I spent a whole year's allowance on those!"
"Wow! It's almost like I'm standing right next to those birds, even though I'm so far away!"

Snippet #4

"I know it's not your favorite part of the trip, but your sister just loves it."
"Isn't there anything else I can do instead? I don't like water, and I am definitely not touching those worms."
"Just this once. You never know how you will like it if you don't give it a try. Tomorrow we will do something more your style."
"Nothing about this trip is my style!"

Snippet #1

Snippet #2

Snippet #3

Snippet #4



In my Camping Bag

Look at the contents of each person's camp bag. What can you infer about each person based on what they chose to bring?

LUCY



JANE



LUKE



MARY



JAKE



MOM & DAD



In my Camping Bag *Recording Sheet*

Look at the contents of each person's camp bag. What can you infer about each person based on what they chose to bring?

LUCY



JANE




LUKE




MARY



JAKE



MOM & DAD



Mystery Camp Detectives I

Oh no! Lucy's backpack was stolen from the campsite. You take it upon yourself to interview the people hanging around the site and do your best to figure out who stole the backpack. Remember all of the items that Lucy had in her backpack. That will help you solve the mystery! Here's what each person had to say...

Jane

There's no possible way it could have been me. I spent the *whole* day trying to avoid getting splashed by my brother's reel. I was in charge of the rowing oar in back, and my arms are STILL like Jello. You can even see the tan lines from my life jacket. I couldn't lift her heavy backpack if I tried! After that disaster of a trip, I went straight to bed to listen to music. I can't stand the buzz of mosquitos or the blaring sun, so my bed was the best place to be once I was done with that trip. I can't wait to get back home where there is an indoor gym!

Luke

I can see how you might think it was me since I didn't show up to play baseball with you yesterday, but after a morning fishing with my whiney sister Jane (she left her iPod at home and won't stop talking about it), I spent the afternoon by myself collecting rocks while she played volleyball with her friends. Look, I even have a rock collection from my time on the shore, and Lucy saw me walking back to camp with my bucket. She will remember because when she tripped over a log, I helped her clean up everything that fell out of her bag. Maybe you should talk to that girl Mary; I heard her mention that she had lost her books during a hike and didn't know how she'd spend the rest of her week at camp without them.

Mary

Luke just wants to get me in trouble since I cut his fishing trip short to play with Jane. After the volleyball game, my family and I spent the evening eating around the campfire. I can prove it...my roasting stick is still sticky, and I have chocolate on the clothes I was wearing. Luke should know better than to accuse me of stealing something. After all, he saw the award I won last year at school!

Jake

A backpack? Why would I steal a girl's backpack? Even if I wanted to, it wouldn't have been impossible. The soles of my feet are still on fire from stepping in the ant mound, and my hands (that I used to try to swat the ants off my feet) aren't any better. Now that I have to spend the rest of the week in my tent, this week will go down as the worst camping trip in the history of ever. To top it off, I dropped my camera when I was swatting the ants off!

Before you go on to the next page, who do YOU think stole the backpack? Why?

Mystery Camp Detectives 2

You have a few follow up questions for each person. Use the interview information to write possible answers to each question. You will need to use inference to try to answer the questions JUST like you think the person would answer them! Below the questions, write any notes about the person that could help you solve the mystery.

Questions for Jane

1) Why didn't you want to get splashed when you were out?

2) If the sun was blaring, why did you get a tan instead of a sunburn?

Questions for Luke

1) Why did you want to spend the afternoon alone?

2) How do you know that Lucy had books in her missing backpack?

Questions for Mary

1) How do you know Luke and Jane?

2) What kind of award did you get?

Questions for Jake

1) Why do you have to spend the rest of the week in your tent?

2) What were you doing when you stepped in the ant mound?

TASK

#2

CAMPSITE PLANNING

Altogether there are six families coming on your camping trip!
Let's figure out the best group camping site for everyone.

This chart shows the families that will be coming on the camping trip.

FAMILY NAME	NUMBER OF PEOPLE	WHAT EQUIPMENT ARE THEY BRINGING?
Watson	4	small camper
Smith	6	2 tents
Taylor	5	1 tent
Anderson	7	large camper
Wilson	2	1 tent
Jones	4	1 tent

There are four group camping sites available. Choose the one that will work best for this group.

SITE #24 \$12 per night per family

- Fits 20-30 people
- No more than 1 camper allowed
- Two large fire pits included

SITE #12 \$11 per night per family

- Fits 10-20 people
- No tents allowed
- Large fire pit included

SITE #9 \$10 per night per family

- Fits up to 25 people
- Campers and tents allowed
- Large fire pit included

SITE #17 \$15 per night per family

- Fits 25-30 people
- Campers and tents allowed
- Two large fire pits included

Which campsite will work best for this group? _____

What is the cost of this campsite? \$_____ per night per family

What is the total cost for all 6 families for ONE night?

TASK

#4

SETTING UP THE SITE

You've arrived at the campground and now it's time to set up your campsite!

It is 4:00 pm and the group wants to start cooking supper at 5:00 pm. Can you have everything set up by 5:00 pm? Let's figure it out!

Task	How long will it take?
unload bicycles	7 minutes
unpack the vehicle	12 minutes
set up the tent	13 minutes
organize the inside of the tent	15 minutes
arrange picnic table and food storage	5 minutes

Altogether, how long does it take to set up the campsite?

Will you be finished setting up by 5:00 pm?

After supper, it's time to get wood for the bonfire area. The good news is that the fire wood is close by and you won't have to walk far to get it! You grab the wagon and get ready to start hauling wood! Altogether you will need 50 logs to last for the weekend.



On the first trip to the firewood storage, you haul 11 logs. Now how many more do you need?



On the second and third trip you are able to haul 10 logs (on each trip). After the third trip is complete, how many more do you need?



You will make two more trips for wood. How many logs could you take on the fourth and fifth trips to make sure that you have 50 in all?

TASK

#5

S'MORES

It's not a bonfire without s'mores! Crack the code to reveal the instructions for making a s'more!



A: 45	F: 20	K: 65	P: 9	U: 90	Z: 44
B: 18	G: 100	L: 15	Q: 3	V: 75	
C: 34	H: 10	M: 56	R: 36	W: 84	
D: 60	I: 80	N: 4	S: 73	X: 11	
E: 28	J: 98	O: 77	T: 52	Y: 41	



26-10 80-3 2-21 40-33 25-27 55-10

45-1 54-11 30-6 80-7 7-3 60-4 24-6 2-6 9-6 55-22 100-6

75-5 90-86 62-10 30-50 20-5 35-45 32-20 19-20

50-50 40-8 30-5 40-20 5-8 84-80 4-4 24-0 30-17 64-20 5-1



75-2 38-10 55-3 25-55 25-27 79-2 65-6 13-32

40-6 40-4 56-1 24-0 53-02 48-20 26-10



44-4 56-4 90-30 5-11 85-75 70-7 36-2 20-57 40-25 30-5 62-10 60-32

2-21 24-30 70-10 54-11 44-15 44-22 35-07 76-66 20-8 8-8

44-10 56-20 100-55 85-9 34-26 38-10 2-5



100-72 26-22 67-3 25-52 50-1 !

TASK

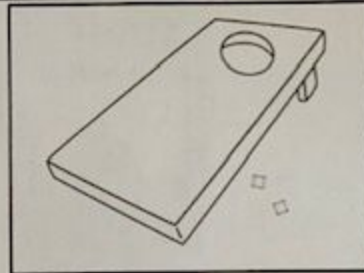
#6

TIME FOR GAMES

There are lots of outdoor games to play while you are camping. You and a few of the others set up three different games to play.

First up – the bean bag toss! In this game, there are three different ways to get points:

- Bean bag goes in the hole: **10 points**
- Bean bag lands on the platform, but doesn't go in the hole: **5 points**
- Bean bag touches the platform but lands on the ground: **2 points**



Each of the four teams chooses a name and they play an intense round! Here are the results:

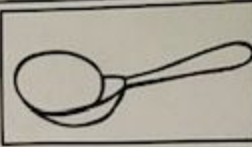
TEAM NAME	2 point shots	5 point shots	10 point shots	Total Points
Team Awesome	###	###		
The Terrifying Taylors		###	###	
Team Anderson	###	### ###		
The Watson Warriors	###		###	

Use the tally chart to answer the questions:

1. Which team won the bean bag toss? _____
2. How many more points did Team Anderson get than The Watson Warriors?

3. The Watson Warriors were really hoping to get 100 points. What shots could they have made in order to increase their score to 100?

The second game is an egg and spoon relay race! There are three people on each team. Each person must carry the egg (on the spoon) around the tree and back. If the egg falls, that person has to start over again! The team with the shortest time wins!



Here are the results from the relay race. Rank each team from 1st place to 4th place.

TEAM NAME	RELAY TIME	PLACE (1 st to 4 th)
Team Awesome	68 seconds	
The Terrifying Taylors	54 seconds	
Team Anderson	73 seconds	
The Watson Warriors	95 seconds	

Use the chart to answer the questions:





1. What was the difference in time between the first place and fourth place teams? _____
2. How much faster were The Terrifying Taylors than Team Anderson?

3. On Team Awesome, the first person took 21 seconds to get around the tree and back. The second person took 24 seconds. How long did it take for the last person to go around the tree and back?

4. By how many seconds did the Terrifying Taylors win the egg and spoon race? _____

The last game that you set up is the ring toss. For every ring that lands on a bottle, the team gets 5 points.

This picture graph shows the results from the ring toss game:

TEAM NAME	Number of Rings on Bottles
Team Awesome	
The Terrifying Taylors	
Team Anderson	
The Watson Warriors	

Use the chart to answer the questions:

1. How many points did each team get?

Team Awesome: _____

The Terrifying Taylors: _____

Team Anderson: _____

The Watson Warriors: _____

2. How many points did The Watson Warriors and Team Anderson get in all?

3. How many more points did Team Awesome get than The Terrifying Taylors?

TASK


#7

CANOE RENTALS

It's a beautiful day so you decide to go canoeing! Let's go to the local canoe rental shop!

Carl's Canoe Shop: Price List

Small canoe rental	\$5 for 30 minutes
Large canoe rental	\$8 for 30 minutes
Lifejacket rental	\$3
Photo Opportunity	\$10 per picture



Four of the families from your group are going to rent canoes and supplies. Find the total cost for each family:

Smith

1 small canoe (30 minutes)

1 large canoe (1 hour)

6 lifejackets

Total Cost

Jones

1 large canoe (30 minutes)

4 lifejackets

1 photo opportunity

Total Cost

Anderson	Wilson
1 large canoe (1 hour)	1 large canoe (30 minutes)
2 small canoes (1 hour)	2 lifejackets
7 lifejackets	2 photo opportunities
3 photo opportunities	
Total Cost <input type="text"/>	Total Cost <input type="text"/>

Answer the questions:

1. Which family spent the most money at Carl's Canoe Shop? _____
2. The Wilsons forgot their money back at the campsite! Not to worry though, Mrs. Jones says that she will pay for them. Altogether, how much will Mrs. Jones be paying for her family and the Wilsons?

3. How much more money did the Andersons spend than the Smiths?

TASK

#8

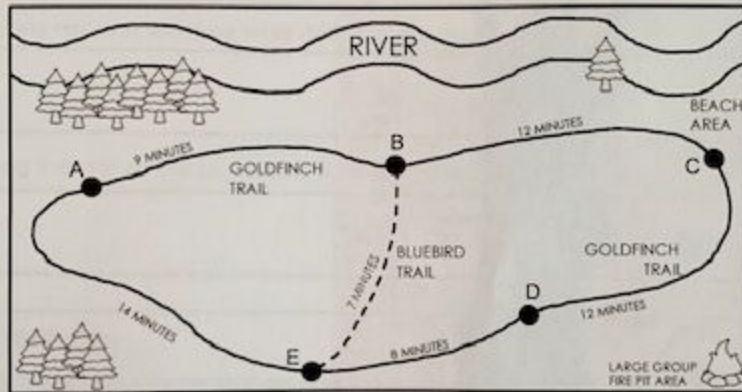
GOING FOR A HIKE

The campground has a popular hiking trail. Everyone decides to go on a group hike.

First of all, you'll need a map.

CARL'S CAMPGROUND HIKING MAP

We hope you're enjoying your stay at Carl's Campground! Our hiking trail is one of the most popular trails around! Here is a handy dandy map with estimated walking times included. Enjoy your hike!



Use the map to answer the questions:

1. The group starts at Point A. If they take Goldfinch Trail all the way around and back to Point A, how many minutes will it take?

2. Two of the group members want to take the shortcut (Bluebird Trail) rather than taking Goldfinch Trail all the way. How many minutes will it take them if they begin and end at Point A?

TASK

#9

BIRD WATCHING

As you hike, you decide to graph all of the different birds that you see.

BIRDS SEEN DURING HIKE

seagull	wren	warbler	woodpecker	pheasant	crow

**EACH SHADED SPACE REPRESENTS 4 BIRDS

How many of each type of bird was seen?

seagull: _____ wren: _____ warbler: _____

woodpecker: _____ pheasant: _____ crow: _____

Answer the questions:

1. Altogether, how many crows, wrens, and seagulls did you see?

2. How many more crows than wrens and warblers did you see?


TASK

#10

GOING FOR ICE CREAM

After the hike you're starving! Let's go to the campground ice cream shop!

When your group arrives at the ice cream shop, your Uncle Doug says that he's buying the ice cream for EVERYONE! How generous! First you take a look at the menu.

Campground Ice Cream Shop <i>The best ice cream around or your money back!</i>		Flavors: Vanilla Chocolate Rocky Road Cookie Dough
Single Scoop (regular cone)	\$2	
Double Scoop (regular cone)	\$3	
Triple Scoop (regular cone)	\$4	
Waffle Cone	add an extra \$1 to the price	

While you decide what you want, the employees at the ice cream shop serve the people ahead of you in line. What is the total for each of their bills?

ORDER #1


2 single scoop vanilla (regular cone)

1 triple scoop rocky road (waffle cone)

1 double scoop cookie dough (regular cone)

TOTAL ORDER AMOUNT: _____

CUSTOMER PAID: \$20

CHANGE GIVEN: _____ 


ORDER #2

1 single scoop cookie dough (regular cone)

1 triple scoop cookie dough (waffle cone)

TOTAL ORDER AMOUNT: _____

CUSTOMER PAID: \$20

CHANGE GIVEN: _____ 


ORDER #3

1 double scoop chocolate (waffle cone)

1 double scoop vanilla (waffle cone)

TOTAL ORDER AMOUNT: _____

CUSTOMER PAID: \$10

CHANGE GIVEN: _____ 

Now it's your group's turn to be served! The servers at the ice cream shop are quick and get all 28 of your ice cream cones done right away! Now it's time to figure out the total amount for all of it! The server fills out this order form:



ORDER FORM

Quantity	Type of Cone	Cost per Cone	Total Cost
3	single-scoop chocolate (regular cone)		
5	single-scoop chocolate (waffle cone)		
1	triple-scoop cookie dough (waffle cone)		
4	double-scoop chocolate (waffle cone)		
10	single-scoop vanilla (regular cone)		
3	double-scoop vanilla (regular cone)		
2	double-scoop rocky road (waffle cone)		
TOTAL COST OF ALL CONES			

Uncle Doug pays with a \$100 bill. How much change will he get back?

