

HAGUE ELEMENTARY SCHOOL
- KNOWING AND GROWING - CARING AND SHARING -

P.O. Box 210 - 325 Saskatchewan Avenue
Hague, Saskatchewan S0K 1X0
PH: (306) 225-2104 FAX: (306) 225-2196
E-mail: hes@spiritsd.ca
Website: www.spiritsd.ca/hagueelem

Ms. Janet Jackson - Principal
Mrs. Joyce Bowers – Vice Principal
Mrs. Pat Wagner – Admin Assistant

September 11th, 2015



Welcome to Hague Elementary and a new School Year!

SAFE AND SECURE POLICY

Please note that in accordance with the school division’s Safe & Secure Policy, main front entry doors will remain accessible, but all other **exterior doors will be locked daily at 9:15** and will remain locked for the duration of the day. Students, parents, and guests are advised to **use the front doors** and to **check in at the office** upon arrival. Full implementation of this policy has taken place throughout the division with the beginning of this school year.

EMERGENCY PROTOCOL

Emergency Protocol drills include fire drills as well as lockdown and hold & secure drills. These are scheduled numerous times throughout the year in all seasons and in all kinds of weather. While fire drills are the most common of these drills, the others remain equally important.

In a **LOCKDOWN** drill, a threat to our safety would be assumed to be inside or in the direct vicinity of the building, requiring all students to remain in rooms with locked doors, lights turned off, and staff and students gathered quietly in a corner out of the line of sight through any window. Front entry doors to the school would remain unlocked to allow emergency responders access to the interior of the building.

In a **HOLD & SECURE**, a serious emergency is occurring outside the school and may pose a risk. In a hold & secure, all exterior doors would be locked, preventing a serious threat from entering the building and all children and adults would remain inside the school, but movement around the inside of the school would generally proceed as normal.

COOLER WEATHER

As the cooler weather approaches, we remind students to dress accordingly, as recesses are opportunities to be outside and get some fresh air and exercise. For students’ comfort, they are reminded to dress warmly enough for the fall weather.

PEANUT/NUT ALERT

Please remember that we are a “NUT AWARE” school, as we have several students with sensitivities and allergies to nuts. Please do not send lunch items which may contain nuts. Look for products packaged in a nut-free facility, and choose WOW Butter as a safe alternative to peanut butter for your child’s sandwich.

PRE-KINDERGARTEN / KINDERGARTEN

Welcome to all of our Kindergarten students! Kindergarten 1 (Monday, Wednesday, alternate Friday) students will start on Monday, September 14th and Kindergarten 2 (Tuesday, Thursday and alternate Friday) students will start on Tuesday, September 15th.

Welcome to all our Pre-Kindergarten students who will start on Monday, September 14th. Students will attend Monday, Tuesday, Wednesday and Thursday mornings from 8:55 to 11:55. We wish all the students a great year at Hague Elementary!

MEET THE STAFF

Janet Jackson - Principal
Joyce Bowers - Vice-principal
Kristy Hermes - Pre-Kindergarten
Haylee Olver - Kindergarten
Latraca Lesko - Grade 1LL
Nichole Watier - Grade 1NW
Kimberly Liddicoat - Grade 2KL
Carissa Laughren - Grade 2/3CL
Nicole Lavallee - Grade 3NL and Learning Facilitator
Joyce Bowers - Grade 4JB
Jesse Nokinsky - Grade 4/5JN
Dustin Vikse - Grade 5/6DV
Heidi MacKay - Grade 6HM
Laurie Bent - Grade 3 and 4
Heather Graham - .5 Resource Room
Lisa Hrycuik - Counsellor
Eric Walker - EAL

Patricia Wagner - Admin Assistant

Darrell Penner - Custodial
Theresa Wall - Custodial
Kathy Janzen - Custodial

Debbie Fehr - Educational Associate
Marge Fehr - Educational Associate
Sheri Haichert - Educational Associate
Shirley Janzen - Educational Associate
Teri-Lyn Neufeld - Educational Associate
Mona Reddekopp - Educational Associate
Dorothy Rudolph - Educational Associate

Annette Giesbrecht - Bus Driver
Darrell Giesbrecht - Bus Driver
Glen Guenter - Bus Driver
Loretta Peters - Bus Driver
Rosemarie Peters - Bus Driver
John Thiessen - Bus Driver
Jake Unger - Bus Driver
Dale Wagner - Bus Driver

PARENT-STUDENT-TEACHER CONFERENCES

Our parent-student-teacher conferences for grade 1 to 6 will be held on Wednesday, October 7th and Thursday, October 8th from 3:30 until 7:30. If you have a preference for a specific day and/or time please call Mrs. Wagner by Friday, September 18th.

TERRY FOX WALK

Our Annual Terry Fox Walk will be held on Friday, September 18th starting at 2:00. Students will be doing the walk in support of cancer research and are encouraged to bring a loonie or toonie that will be forwarded to the Cancer Society.

Community members and parents are encouraged to join us as we venture around town demonstrating our awareness of the disease and our effort to find a cure. We will be starting and ending at the flag pole in front of the school. Come get some exercise and join us for what always proves to be a great day!

ELECTRONICS

Students in grades Pre-K to 5 are asked to keep all electronics in their backpacks during the day UNLESS requested by the teacher to do otherwise. In some instances, personal electronic devices may be used for in-class activities such as research or current events. However, students at Hague Elementary school have access to iPads for this purpose and as such, are encouraged not to bring personal electronic devices to school, as staff cannot claim responsibility for lost or damaged items.

STUDENT PLANNERS

All students in Kindergarten to Grade 6 received a school student planner. We encourage parents to take a few minutes and look through the first few pages of your sons/daughters student planner. It has a wealth of information about our school and may answer some of those questions you may have been wondering about. A school calendar, bell schedule, the restitution behavior program outline, and even our cold weather policy can be found in the planner.

We also encourage you to check the planner for daily information about child's own work or class projects. Please take the time to read it and check for any additional information from your child's classroom or a school announcement. This is a great communication tool between the school and home.

PICTURE DAY

Once again Lifetouch will be taking student photos at our school. We encourage all students to have their picture taken as photos are used for various classroom projects.

This year our picture day is on Thursday, October 15th. Kindergarten students attending on Wednesday will have their photo taken on Wednesday, October 14th.

Retake date is Thursday, November 5th at 9:00 am.

STUDENT ABSENCES

Thank you! Thank you to all of you that have been contacting the school and making us aware that your child is ill or at different appointments.

Your (our) children's well-being is upper most in our minds and this communication just adds to the safety and caring that we share for them.

Please feel free to leave a message on our voice mail as it is checked regularly. The phone can often be very busy in the morning and your patience is appreciated.

SUBWAY LUNCH

Our first Subway lunch will be on Thursday, September 24th. Forms will be going home the week of September 14th and due back by Friday, September 18th. These Subway lunches will be held on a monthly basis and as a fundraiser for our Grade 5 and Grade 6 students who will be going to Camp Kadash in June of 2016.

SCHOOL FORMS

Thank you! Thank you, parents and guardians for filling out the necessary school forms. These are again updated forms that the school division has sent out and we appreciate the time you spent in filling them out.

Please make any corrections in the right hand column and remember to sign the form. Thank you for sending them back as soon as possible. We were so impressed with your efficiency as Mrs. Wagner will be entering the student's information into the school data base.

DISMISSAL INFORMATION

A reminder to all families that our bus students are dismissed at the 3:04 bell. Town students are to remain with their class during this time inside the school (or together with their class outside if they happen to be on the playground at the end of the day). This includes those students who are being picked up to walk home with older siblings or high school babysitters. Town students, including those being picked up at the classroom by older siblings, are dismissed by safety announcement **ONLY** after all the busses have departed. We appreciate everyone's help in keeping our students safe.

HOT DOG SALES

The school would once more like to do hot dog sales on Fridays. The school is looking for parent volunteers to come in on Fridays at about 10:30 to cook, assemble and distribute hot dogs to the classrooms. We would like to start on **Friday, October 2th**. However this will depend upon if we get any volunteers. Hot dogs will be \$1.00 and can be ordered in the morning of the hotdog day. Please call Mrs. Wagner and sign up for as many Fridays you would like. Your assistance is greatly appreciated.

SCHOOL CALENDAR

Tuesday, September 1, 2015 – First full day of school for students
Monday, September 7 – Labour Day – NO SCHOOL
Friday, September 25 – Professional Development/Teacher Prep Time – NO CLASSES
Wednesday, October 6 – Parent-student-teacher conferences – 3:30 – 7:30
Thursday, October 7 – Parent-student-teacher conferences – 3:30 – 7:30
Monday, October 12 – Thanksgiving Day – NO SCHOOL
Thursday, October 15 – School Picture Day –individual and class photo
Friday, November 6 –NO SCHOOL – Day off in lieu of evening conferences
Monday, November 9 – School Holiday – NO SCHOOL
Tuesday, November 10 – School Holiday – NO SCHOOL
Wednesday, November 11 – Remembrance Day – NO SCHOOL
Thursday, December 17 – Christmas Concert
Friday, December 18 – Last school day for students
Monday, December 21– Friday, January 1, 2016 – Christmas Break
Monday, January 4, 2016 – Classes resume for students
Friday, January 29 – Teacher Prep Time – NO CLASSES
Monday, February 15– Family Day – NO SCHOOL
Tuesday, February 16 – Friday, February 19– Mid-term Break – NO SCHOOL
Monday, February 22 – Classes resume for students
Friday, March - 25 – GOOD FRIDAY – NO SCHOOL
Monday, March 28 – Friday, April 1 - Easter Break – NO SCHOOL
Monday, April 25 – Teacher Prep Day – NO CLASSES
Friday, May 20 – Teacher Prep Day – NO CLASSES
Monday, May 23 – Victoria Day – NO SCHOOL
Tuesday, June 28 – Last day of school for students-Progress reports go home
Wednesday, June 29 – Teacher Work Day
Thursday, June 30 – Teacher Prep Day / School Year Ends

Home & School

Working Together for School Success

CONNECTION®

September 2015

Sponsored by your School Community Council



SHORT NOTES

TV-free mornings

Consider keeping the

TV off on school mornings. When your child is ready for school before it's time to leave, he might draw, work on a jigsaw puzzle, or sort his baseball cards instead. Doing something that actively engages his brain, rather than zoning out in front of the television, will get him ready to learn.

Family teamwork

A big project like washing the car, painting a room, cleaning out the garage, or planting a garden can teach your youngster about teamwork. Plus, it's more fun when the whole family pitches in. An added bonus: Including younger children in adult jobs builds useful skills for later.

Parent education

Make parenting a little easier by arming yourself with as much information as possible. Look for free parent education nights offered by your youngster's school or in your community. For instance, you could learn about topics like discipline, nutrition, single parenting, or ADHD.

Worth quoting


"Be happy with what you have while working for what you want."

Helen Keller

JUST FOR FUN

Q: How do you know if there's an elephant under your bed?

A: Your head hits the ceiling.



Organized for success


Does your child know that being organized can help her do better in school? As she launches into the new year, here are tools and strategies for keeping track of activities, homework, and school supplies.

Use a calendar

Hang a family calendar in a handy spot, and put your youngster in charge of adding things like picture day, field trips, and study group meetings. She could also color-code days she has special classes. For instance, maybe she'll put a green dot on band day to remember her instrument and a blue dot on library day so she doesn't forget her books. Then each evening, she should check the calendar as part of her getting-ready routine.

Write to-do lists

Starting each day with a to-do list is a good lifelong habit. Your child can use her student planner or a spiral notebook to make a list in the morning or the night before. She could list items in order of importance, or put stars by the most critical tasks. And she might put a time frame by each one. ("Practice



presentation from 4 to 4:30 p.m.") Have her cross off each item as she accomplishes it—she'll feel a nice sense of satisfaction.

Make a "school zone"


Set aside a special spot at home where your youngster can keep everything school-related. It might be in a corner of the kitchen or a basket in her room. Then, she could stock it with items like books, supplies, paperwork, long-term projects she's working on, and the school lunch menu. Encourage her to keep the area neat so she can easily find what she needs.♥

"I know how you feel"

In the classroom and at home, showing empathy makes life more pleasant for everyone—and has been shown to cut down on bullying. With these suggestions, you can help your youngster learn to sense how others are feeling and to reach out to them.

Show empathy. When your child is sad or anxious, tell him that you understand how he feels, and share a time you felt the same way. *Example:* "My best friend moved when I was 7, and I felt lonely."


Recognize empathy. If you see your child (or someone else) being empathetic, point it out. ("You could tell your little brother was upset. It was nice of you to give him your stuffed animal to hold.") Your youngster will be inspired to show empathy for others in the future.♥



Expectations: Aim high

If you have high, yet reasonable, expectations for your child, he will be more likely to rise to them. Consider this advice for setting and communicating your expectations:

- Focus on your youngster's actions rather than his intelligence. For instance, let him know you expect him to work hard, turn in every assignment, and listen to you and his teacher (rather than "I know you're smart, so you'll get good grades").



- Remind your child of your expectations regularly. You can state them directly ("I expect you to follow the rules in class") or indirectly ("I wonder what you'll study in college"). You could also express them as encouragement: "I know you'll try your best on today's science quiz."

- Help your youngster set high expectations for himself. One way is to remind him to think of himself as a good student, perhaps by mentioning past achievements. For example, if he's experiencing writer's block, pull out a creative story that his teacher wrote a nice comment on. ♥

ACTIVITY CORNER

Word games to go


Watch your child's vocabulary grow by playing word games with her. Here are two you can enjoy anywhere you go.

Words to grow by

One person says a two-letter word, such as *do*. The next player says a three-letter word beginning with the same letter (*dog*). Then, the next person says a four-letter word that starts with the letter (*drum*). Continue until you can't think of a word that is one letter longer.

Riddle me this

Pick any word. Pretend to be the word, and give clues for other players to guess who you are. *Example:* "Football players celebrate me." "The endzone is my favorite place." "I start with *t* and end with *n*, and I have 9 letters." (Answer: *touchdown*.) ♥



Q & A Choosing an activity

Q: My daughter would like to try after-school activities this year. Should I sign her up for a few?

A: Extracurricular activities are great for helping children learn new skills and make friends who share their interests. On the other hand, too big of a time commitment to after-school clubs and teams can interfere with schoolwork, family time, and just playing and being a kid.

Look over an activity list together from the school, community center, or parks department. Then, let her pick just one to start with. For example, she might choose a running club, an arts and crafts group, or a student council committee. If she's interested in more than one, she could try one now and add another if she successfully juggles everything. You can support her by working out rides home, attending events, and asking her how it's going. ♥



Steps to parent-teacher teamwork

Start the year off on the right foot with these four ideas for getting to know your youngster's teacher.


1. Try to meet the teacher as early in the year as possible—back-to-school night is a good opportunity. You'll get an overview of your child's daily routine and what he'll be learning, and you'll show the teacher you want to work together.

2. Find out the best way to stay in touch (notes, emails, phone calls). Communicate regularly

so it will be easier to reach out with questions or concerns.

3. Tell the teacher about your youngster's home life. You could write a note introducing your child and your family. ("Andy loves science and music. He and his big sister are at their dad's house every other weekend.")

4. Ask what you can do at home or in the school building to help your youngster and the teacher. She might offer tips for reading aloud to your child or invite you to volunteer in the classroom. ♥



OUR PURPOSE

To provide busy parents with practical ideas that promote school success, parent involvement, and more effective parenting.

Resources for Educators,
a division of CCH Incorporated
128 N. Royal Avenue • Front Royal, VA 22630
540-636-4280 • rfeustomer@wolterskluwer.com
www.rfeonline.com
ISSN 1540-5621