




**PRAIRIE SPIRIT
SCHOOL DIVISION**



HAGUE ELEMENTARY SCHOOL

- KNOWING AND GROWING - CARING AND SHARING -

P.O. Box 210 - 325 Saskatchewan Avenue
Hague, Saskatchewan S0K 1X0
PH: (306) 225-2104 FAX: (306) 225-2196
E-mail: hes@spiritsd.ca
Website: www.spiritsd.ca/hagueelem

Mrs. Tracey Young - Principal
Mrs. Joyce Bowers - Vice Principal

September 5th, 2013



ADMINISTRATORS MESSAGE

Welcome back everyone! It has been an exciting few days at Hague Elementary. Staff has worked hard preparing for the start of the 2013-2014 school year. Our floors are shiny, the walls brightly decorated and lesson planning is underway. The theme this year is: **"PUT YOUR BEST FOOT FORWARD."** Students will be encouraged to do their greatest work and build positive relationships to make this a great year.

pages of your child's day planner to update yourself with the new bell times (start 8:50 end 3:04), school guidelines and the year's schedule.

Two events to mark on your calendar are the Terry Fox Walk and Meet the Teacher Night. The walk will begin at 2:00 on Friday, September 13, starting at the mini gym and then through the streets of Hague.

On Tuesday, September 24 we invite you to meet the teacher night with a barbeque and guest speaker on student assessment. This year Prairie Spirit School Division has developed a Kindergarten to Grade 5 report card to be used in all the schools. More information about this evening will be sent home later this month.

We look forward to working with you and your children in the coming year. Enjoy the last few weeks of summer!

A few new staff members have joined us this year. Mrs. Lesko and Mrs. Duncan will be working with Grade 1 students and in the Grade 6 classroom is Mrs. MacKay. We are fortunate to have two interns from the University of Saskatchewan, College of Education with us until Christmas, Mr. Zelensky in Grade 3L and Mrs. Epp in Kindergarten.

The assembly schedule has changed to one per month on or close to the second Wednesday and each classroom will continue to host them. Please read through the front

KINDERGARTEN

Welcome to all of our Kindergarten students. Kindergarten 1 (Days 1A, 3C and 5E) students will start on Monday, September 9th and Kindergarten 2 (Days 2B, 4D and 6F) students will start on Tuesday, September 10th. We wish the students a great year at Hague Elementary!

MEET THE STAFF

Tracey Young - Principal	Darrell Penner - Custodial
Joyce Bowers - Vice-principal/Grade 4/5	Theressa Wall - Custodial
Jennifer Heinrichs - Kindergarten	Kathy Janzen - Custodial
Latraca Lesko - Grade 1L	
Chelsea Duncan - Grade 1D	Debbie Fehr - Educational Associate
Patricia Mitchell - Grade 2M	Marge Fehr - Educational Associate
Nicole Lavallee - Grade 3L	Sheri Haichert - Educational Associate
Kimberly Mathies - Grade 2/3M	Mona Reddekopp - Educational Associate
Jesse Nokinsky - Grade 4N	Dorothy Rudolph - Educational Associate
Kirstee Sawatzky - grade 5S	
Heidi MacKay - Grade 6M	Candace Bingham - Bus Driver
Laurie Bent - Librarian	Annette Giesbrecht - Bus Driver
Trish McMurry - .5 Resource Room	Darrell Giesbrecht - Bus Driver
Lisa Hrycuik - Counsellor	Jackie Ginther - Bus Driver
Heather Graham - .3 EAL (English Additional Language) and .2 in grade 1L	Glen Guenter - Bus Driver
	Rose Peters - Bus Driver
	Jake Unger - Bus Driver
Patricia Wagner - Admin Assistant	Dale Wagner - Bus Driver

Welcome to our teacher interns Mrs. Epp and Mr. Zelensky who will be here until Christmas. Mrs. Epp is working in the Kindergarten classroom with Mrs. Heinrichs. Mr. Zelensky is in the Grade 3L classroom. Have a "Put your Best Foot Forward" four months!!

STUDENT PLANNERS

Grade 1 to 6 students received a school student planner. We encourage parents to take a few minutes and look through the first few pages of your sons/daughters student planner. It has a wealth of information about our school and may answer some of those questions you may have been wondering about.

A school calendar, bell schedule, the restitution behavior program outline, and even our cold weather policy can be found in the planner.

We also encourage you to check the planner for daily information about child's own work or class projects. Please take the time to read it and check for any additional information from your child's classroom or a school announcement. This is a great communication tool between the school and home.

SCHOOL FORMS

Thank you! Thank you, parents and guardians in filling out the necessary school forms. These are new forms that the school division has sent out and we appreciate the time you spent in filling them out. **Please make any corrections in the right hand column and remember to sign the form.** Thank you in sending them back as soon as possible. We appreciate your promptness as Mrs. Wagner will be entering the student's information into the school data base.

STUDENT ABSENCES

Thank you, thank you to all of you that have been contacting the school and making us aware that your child is ill or at different appointments. Your (our) children's well-being is upper most in our minds and this communication just adds to the safety and caring that we share for them.

Please feel free to leave a message on our voice mail as it is checked regularly. The phone can often be very busy in the morning and your patience is appreciated.

TERRY FOX RUN

Our Annual Terry Fox Walk will be held on Friday, September 13th starting at 2:00. Students will be doing the walk in support of Cancer research and are asked to bring a silver donation that will be forwarded to the Cancer Society.

Community members and parents are encouraged to join us as we venture around town demonstrating our awareness of the disease and our effort to find a cure. We will be starting and ending at the flag pole in front of the school. Come get some exercise and join us for what always proves to be a great day!

PICTURE DAY

Once again Lifetouch will be taking student photos at our school. We encourage all students to have their picture taken as photos are used for various classroom projects. This year our picture day is on Tuesday, October 15.


HOT DOG SALES

Hot dog sales will once again be held each Friday during the school year. Hot dogs will be \$1.00 and can be ordered first thing in the morning starting Friday, September 13. The school is looking for parent volunteers for each hot dog Friday to come in at about 10:45 to cook, assemble and distribute hot dogs to the classrooms. Please call Mrs. Wagner and sign up for as many Fridays you would like. Your assistance is greatly appreciated.

Money raised from the sales will go back to the students through our Awards and Rewards program.

2013/14 SNOW REMOVAL TENDERS

Prairie Spirit School Division #206 invites local contractors to tender for snow removal at all our facilities during the months of October 2013 through April 2014. Tender forms will be available after September 15th on our website at www.spiritsd.ca/tenders, at our School Services Building at 523 Langley Avenue in Warman, or by fax or email upon request at 306-683-2875. Tenders will be received until 12:00 p.m. (Noon) on Monday, September 30, 2013. For further information, please contact Randy Willms, Caretaking Supervisor at 306-683-2916 or 306-227-7368.



2013 - 2014 EVENTS CALENDAR

Tuesday, September 3, 2013 - First full day of school for students
Friday, September 27 - Professional Development/Teacher Prep Time - NO CLASSES
Friday, October 11- Teacher Prep Time - NO CLASSES
Monday, October 14 - Thanksgiving Day - NO SCHOOL
Tuesday, October 15 - School pictures by Lifetouch
Monday, November 11 - Remembrance Day - NO SCHOOL
Wednesday, November 20 - Parent-teacher-student interviews -3:30 - 7:30
Thursday, November 21 - Parent-teacher-student interviews - 3:30 - 7:30
Monday, November 25 - Teacher Prep Time - NO CLASSES
Thursday, December 12 - Christmas Concert
Friday, December 20 - Last school day for students
Monday, December 23 - Friday, January 3, 2013 - Christmas Break
Monday, January 6, 2014 - Classes resume for students
Friday, January 31 - Teacher Prep Time - NO CLASSES
Monday, February 17- Family Day - NO SCHOOL
Tuesday, February 18 - Friday, February 21- Mid-term Break - NO SCHOOL
Monday, February 24 - Classes resume for students
Tuesday, March 25 - Teacher-parent-student conference - 3:30 - 7:30
Wednesday, March 26 - Teacher-parent-student conference - 3:30 - 7:30
Friday, March - 28 - Teacher Prep Time - NO CLASSES
Friday, April 18 - Good Friday - NO SCHOOL
Monday, April 21 - Wednesday, April 23 -- Easter Break - NO SCHOOL
Thursday, April 24 - NO SCHOOL- day off in lieu of evening parent-teacher-student interviews
Friday, April 25 - NO SCHOOL - day off in lieu of evening parent-teacher -student interviews
Monday, May 19 - Victoria Day - NO SCHOOL
Wednesday, June 25 - Last day of school for students
Thursday, June 26 - Teacher Work Day
Friday, June 27 - Report Card morning

BELL SCHEDULE

8:40 - Students may leave their back-packs in the entrance and go out to play.
8:50 - Students and teachers go to their classrooms.
8:55 - Classes began.
10:45 - 11:00 - Students are required to go out for recess.
12:10 - 12:55 - Noon Break
12:10 - 12:25 - Students may use microwaves and remain in the classroom to eat.
12:25 - 12:35 - Students may go outside.
12:35 - Students must go outside.
12:50 - Students come in for classes.
12:55 - Classes begin.
3:04 - All bus students are dismissed.
3:11 - Buses leave, and town students are dismissed by a safety announcement.

*** Bus students who are not catching the bus must remain in the classroom with the town students, unless they are picked up inside the school by an adult.

Home & School

CONNECTION[®]

Working Together for School Success

September 2013

Sponsored by your School Community Council

SHORT NOTES



Memory box

Help your child create a keepsake for this school year—it will remind him of all the good things he experiences! Have him decorate a cardboard box with his name, the year (“2013–14”), and the name of his school and teacher. Throughout the year, he can fill the box with graded assignments, photos, and artwork.

Helping the community

Here’s a simple way to teach your youngster to think of others. If you donate items to charity (say, summer clothes that your child has outgrown), take her along. You can explain what you’re doing and why. Then, ask her to look for more ways to help people.

Turn off the TV

Does your family have a habit of leaving the TV on in the evenings? Consider keeping it off most of the time and only turning it on for specific shows. This lets your youngster focus on homework and family time—plus it limits his exposure to news that could be upsetting.


Worth quoting

“There is a brilliant child locked inside every student.” *Marva Collins*

JUST FOR FUN


Q: If people count sheep to fall asleep, what do sheep count?

A: Nothing. Sheep can’t count!



Off to a great start

As the school year begins, your child is probably getting used to new expectations and routines. You can help her succeed by providing the support she needs as she adjusts. Encourage her to start the year off right with these tips.



Have a positive attitude. Each morning before school, let your youngster tell you what she’s looking forward to that day. Perhaps there’s a book she’s eager to read or a new game she wants to play at recess. Having something to get excited about can help her head to school feeling great.

Be a hard worker. Your child should turn in assignments that she’s proud to see her name on. That means answering questions completely, double-checking her work, and using her best handwriting.

When she brings home an assignment that she’s especially pleased with, let her post it on the refrigerator.

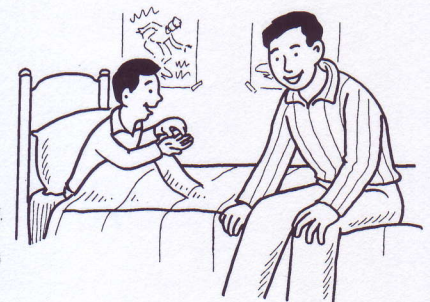
Get into a routine. Having a daily schedule can help your child stay on track and do her best. Suggest that a younger child draw pictures of her day (eating breakfast, reading a book, getting ready for bed). An older one could write daily tasks—including homework time and extracurricular activities—into her student planner. ♥

You can talk to me

Keep the lines of communication open as your child gets older. Consider these suggestions:

- Try to pay attention when your youngster tells you about little things, like a friend’s new pet. If you listen to what’s important to him, he’ll be more apt to come to you with bigger issues (say, if a classmate is teasing him).

- Find the best time to chat. Your child might be most talkative at bedtime or during dinner. Or if you carpool, listen as he chats with friends, and ask occasional questions. (“Who is on your soccer team this year?”) ♥



Making friends


Children who have friends tend to enjoy school more and get higher grades. Share the following ideas with your youngster to help him build friendships.

Look approachable

Using friendly body language shows he's interested in getting to know other kids. Have him practice entering a room while smiling at you and making eye contact.

Use names

Suggest that your child say people's names during conversations. *Example:* "That's a good idea, Lance." This



creates a personal connection and shows that he cares about what the other person said.

Be kind

Sharing school supplies or toys can spark a new friendship between children. Or your youngster might offer to study with a student who is struggling. ("Come over after school, and we'll quiz each other on multiplication facts.")

Find shared interests


Have your child ask classmates about their activities and hobbies. ("Do you play a sport? I take tennis lessons.") *Tip:* Participating in an after-school activity is a good way to meet kids who like the same things he does.♥

ACTIVITY CORNER



Vocabulary art

Tap into your child's creative side while she studies her vocabulary words with these two projects.



1. Word collage. Ask your youngster to write a word at the top of a page. Then, let her cut out pictures from magazines that go with the word. For instance, if she's studying simple machines in science, she could find pictures of *levers* (seesaw, scissors) or *inclined planes* (wheelchair ramp, playground slide).

2. Rainbow words. Suggest that your child sort her words by writing them with different-colored pencils in the shape of a rainbow. Perhaps she could use a red pencil for nouns, a yellow one for verbs, and a blue one for adjectives.♥

"Dear teacher..."

Reaching out to your youngster's teacher sets a nice tone for the year. Here are ways you might introduce yourself and help her get to know your child:

- Write an email or a letter. Tell the teacher about your family, and describe your child's personality and interests. Also, explain how you'd like to be involved and any strengths and talents you might share.
- Do you and your youngster enjoy crafts, science experiments, or word games at home? His teacher would probably love to know about this! Let your child take pictures of the learning activities you do together and show them to the teacher. (He could email them or print them out to take to school.)♥




Q & A New learning standards

Q: *I've heard that many states have new learning standards. What are these, and what can I do to help my daughter with them?*

A: Schools in most states are starting to use the Common Core State Standards—guidelines created to prepare students for college or a career in today's world. Under the new standards, you might notice your youngster reading more nonfiction, writing more often, and explaining her thinking in math.

You can help your child at home by taking her to the library to check out nonfiction books. Ask her to show you interesting facts she finds and to share her opinions about stories. Also, encourage her to write for fun. She could review a movie, make up a recipe, or write instructions for backyard games.

Finally, look for practical ways she can use math (calculating a tip, measuring a window), and have her explain her thinking. *Example:* "How did you figure out that 28 inches is 2 feet, 4 inches?"♥



OUR PURPOSE

To provide busy parents with practical ideas that promote school success, parent involvement, and more effective parenting.

Resources for Educators,
a division of CCH Incorporated
128 N. Royal Avenue • Front Royal, VA 22630
540-636-4280 • rfecustomer@wolterskluwer.com
www.rfeonline.com

ISSN 1540-5621