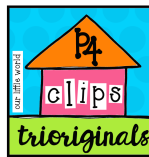


Pumpkin Comparing Sets Clip Cards

©2021 FunLearningForKids.com

Font from: KimberlyGeswein.com

Clip art from:



Thank You!

Thank you for downloading this product! I hope you find it useful and fun, and I hope it saves you a ton of time.

If you like this product, be sure to check out all of my other printables at:

[Printables – Fun Learning for Kids](#)

Please follow me via social media as well, and be sure to subscribe to my newsletter so you can find other activities and resources to use with your kids.

[Fun Learning for Kids Blog](#)

[Fun Learning for Kids Newsletter](#)

[Fun Learning for Kids Facebook Page](#)

[Fun Learning for Kids on Pinterest](#)

Terms and Conditions of Use

This file is for personal, classroom or public library use only. By using them, you agree that you will not copy or reproduce the files except for your own personal, non-commercial use.

Modification of terms. I have the right to modify the terms of this Agreement at any time; the modification will be effective immediately and shall replace all prior Agreements.

You may...	You may NOT...
<ul style="list-style-type: none">• Print as many copies as you'd like to use in your classroom, home or public library.• Post online about a printable (for example—take a picture of your child or student using it), giving proper credit to FunLearningForKids.com and must link back to the original source for downloading.	<ul style="list-style-type: none">• Claim my files as your own.• Alter my electronic files in any way.• Sell or in anyway profit from my electronic files.• Print my files and then sell the printed copies to others.• Store or distribute my files on any other website or another location where others are able to electronically retrieve them (for example: Dropbox, 4Shared, Mediafire, Facebook groups and forums, etc.).• Email my files to anyone or transmit them in any other fashion

COMPARING CLIP CARDS

Prep: Print and laminate. Cut the cards out.

How to use: Use a clothespin to clip the side of the card that shows more. Then circle the correct answer in the corresponding space on the recording sheet.

A

Which group shows more?

**B**

Which group shows more?

**C**

Which group shows more?

**D**

Which group shows more?



E

Which group shows more?

**F**

Which group shows more?

**G**

Which group shows more?

**H**

Which group shows more?



I

Which group shows more?



J

Which group shows more?



K

Which group shows more?



L

Which group shows more?




Which One is More?


Name: _____

Find the letter on the card and match it to the letter below. Color the picture that shows more.


A




B




C




D




E




F




G




H




I



J



K



L

