



OSLER SCHOOL NEWSLETTER TO PARENTS

"Learning, Growing.....Together"

March 5, 2014

Principal: Ms. Audrey Kampen
Vice-Principal: Mr. Glenn Key

Phone: 239-2077
Web: www.spiritsd.ca/osler

DATES TO REMEMBER

Friday, March 7

Grade 8 Business Fair

Monday, March 10

Gr. 4 to 9 ski trip to Table Mountain

Friday, March 21

Term 2 Report Card Issued (Gr. 1-9)

Friday, March 28

Teacher Preparation Time. No school for students

Tuesday, April 1

SCC meeting at 6:00 p.m.

April 11 to 16

"Cinderella"

April 18

Good Friday. No school.

April 21 to 25

Easter break. No school.

Dear Parents,

To put it mildly February has been a frosty three weeks at school. Teachers and students are all very tired of indoor recesses. The sun feels wonderful; the days are longer and we are all eagerly awaiting some spring-like weather. I trust the weather will be enjoyable for our ski trip on March 10.

Even though February was a frosty month, our school was able to end the month with a very uplifting message. Just before the winter break, I received a call from the Rick Hansen Foundation saying that Rick would be in Saskatoon meeting with the Minister of Education. The Rick Hansen Foundation advocates for increased accessibility in our communities. As we had requested some resources from their foundation last year they contacted us and said that Rick had a free afternoon and would be able to make a presentation to our student body. Wow! A visit from a Canadian hero! The "Man in Motion" himself! Rick shared stories from his personal life, his "Man in Motion" tour and from an incredible bungee jumping experience. The first ever for a person in a wheelchair! Rick's message was clear. We all have things that we are not able to do. For Rick, he is unable to walk but he is capable of making a difference in other people's lives in many ways. Likewise we need to remind ourselves of what we are able to do. Rick's determination to make a difference lead him on his "Man in Motion" world tour, inspired his participation in sports after his spinal cord injury and gave him the vision to create a foundation to advocate for a more accessible world. He left us with the challenge that we can all be difference makers in our schools, our communities and in our world. Rick's visit to our school was a gift to our staff and to our students and it cost our school absolutely nothing. If you would like to pay it forward, please see the foundation's website www.rickhansen.com to learn how you can be involved or to see how you can donate to support his advocacy regarding accessibility and spinal cord injury research.

Progress reports for Grade 1-9 should arrive in your hands on March 21st. As a school we are still learning how to use this tool to best communicate the progress your student is making. As a school we are also questioning what is the best way to recognize student success. In March, Mr. Key and myself will be visiting classrooms to listen to how students feel about our honor roll. In April, there will be an online survey which will ask for feedback about student recognition programs in our school.

If you have any compliments, questions or concerns, please do not hesitate to contact your child's classroom teacher, Mr. Key or myself.

A. Kampen

Kindergarten Registration

Kindergarten is a special time that children look forward to. All children who are five years of age as of Dec. 31, 2014 may be admitted to kindergarten this fall. If you have an eligible child, please contact the school at 239-2077 to register him or her.

In April we will mail out invitations to Kindergarten Orientation which will be held on May 16. It is important that you call the school to register your child before April. Please share this information with your neighbours if they have eligible children, and call at your earliest convenience.

Lost and Found

Please stop by the Lost and Found box in the front lobby to claim your misplaced items. The box is currently filled with many quality items.

New Osler School Website

Our website has been updated. To find a copy of our latest newsletter, to check out upcoming events or to check information in our student handbook please check out <http://blogs.spiritsd.ca/oslerschool/>. You can also access our new website by going to www.spiritsd.ca, clicking on the schools tab and then click on Osler School. Please add it to your list of favorites. Our new website has a calendar of events that parents will find most helpful.

Division 3 Boys Basketball

Another basketball season has come and gone. It was truly a fun and successful season. With much interest from the boys to play basketball there was an "A" and a "B" team this year. This ensured that we could play as many games as we could and allowed a lot of playing time for the boys. Both teams were part of a league and the "A" team played in the "Blastoff" tournament in Warman. The "A" team lost in the "B" final in the tournament. Also, both teams lost in the first round of playoffs. With the increased skill development and excitement to play, next year bodes well for a successful season. Members of the boys team were: Josh S., Simeon W., Eldon F., Reese T., Jordan B., Josh B., Matt C., Shawn P., Levi K., Owen J., Justin W., Simon S., Nick F., Rhyss L., Corbin C., Adam B., James W., Zach P., Damond E.

I just want to add a big "THANK YOU" to Mrs. Lane for scheduling our games and booking the refs throughout the season.

Also, a big "THANK YOU" to Mrs. Baron for helping give the boys a ride to games whenever we needed.

- Coach, Mr. Lewchuk



Osler School Musical



Presenting "***Cinderella***"! The practices for this year's musical are underway. This next month will be extremely busy as we prepare for the musical, but we always look forward to the whole school coming together in drama and song. Our dress rehearsal will be at 10:00 am on Friday, April 11; there will be school performances on Tuesday, April 15 and Wednesday, April 16 afternoons. Please do not make appointments for your children during these times. The evening performances for the musical are Monday, April 14 and Wednesday, April 16. **It is important that all students be at school for all five performances.** Tickets for evening performances will go on sale on Tuesday, April 1—you can purchase them in person at Osler School from 11:45 am to 3 pm. After the 1st, either call the school or stop by the office during school hours to purchase your tickets.

Noon Hour Changes to Accommodate Practices for Musical

Starting on **Wednesday, March 12**, noon hour will be from **11:45 to 12:36**. All Grade 8 and 9 students will need to pack a lunch on days when they have PAA (Practical and Applied Arts), for they will be returning from Warman at around 12:10 and will not have time to get lunch from the store or from home. Musical practice for the entire school will be at 12:36 daily. We will return to our normal noon hour schedule on **Thursday, April 3**.

Osler School Community Council Annual General Meeting

The 2013 AGM for our SCC will be taking place on Tuesday, May 6 at 6:00 pm. Please mark your calendars. If you are interested in being involved in the council, please contact Chairperson, Shaun May 239-4833 or contact the school at 239-2077.



Osler Spring Stop n' Shop

~ A fundraiser for the Osler School ~

Saturday, March 29

10:00 am – 3:00 pm

Osler School Gym

~ Lunch concession available – served by the Osler School SLC ~

Great selection of local vendors including:

Tupperware ~ Scentsy ~ Sunset Gourmet ~ Mary Kay

Lia Sophia ~ Jamerry Nails ~ Made By Melissa

Uppercase Living ~ It Works ~ Tiffany's Lashes

Homemade Baking – Kathryn Wall

...and more!

All proceeds from table rentals and concession sales will go directly to Osler School.

Please come out and support this great community school!

We invite you to attend this trade show featuring many local vendors with great new items for spring! All proceeds from table rentals and concession sales will go directly to the school.

If you are a vendor and wish to participate, please contact

Cyndee Boos (cyndeeboos@gmail.com) or

Melissa Ens (melissaens3@gmail.com) for more information.



ORANGE/GRAPEFRUIT FUNDRAISER

The product has arrived, and it is very good! Thank you for your support of this fundraiser. If you have not yet picked up your order, please call the school to make arrangements.

This Friday, March 7, the Grade 8 Social Studies class will be hosting their 12th Annual Business Fair in the gym. They will have tables set up in the gym to sell their products. The price range for the items is from 5 cents to \$3.50. The time available to "shop" on Friday is: 1:20—K to Grade 4; 1:35—Grades 5 to 9. Parents are welcome and encouraged to shop anytime. The sale will end at 2:30 pm. Items are sold on a first come, first served basis, so the earlier you "shop", the better the selection. We encourage you to come and support our business project assignment.

- The Grade 8 Class and Mrs. Lane

FULL COLOUR YEARBOOKS!!

There has been some confusion among parents regarding purchase of yearbooks this year. Parents were not given the opportunity to purchase yearbooks in September—so this is your first opportunity to purchase a 2013-14 yearbook! The cost is \$22.00. Please complete and return the form sent home with your child as soon as possible.

Also, if you would like to sponsor a page in our yearbook, please contact Osler School.

"Do Art" will be held at Osler Mennonite Church, 212-2nd Avenue, on Tuesday, March 18th, 7:00 - 8:30pm. All Grade 4 to 9 students are invited to come and make art and have fun!

Home & School

Working Together for School Success

CONNECTION®

March 2014



Sponsored by your School Community Council

SHORT NOTES

March weather

You never know what the weather will be like in March. Your child may want to wear shorts one day and a sweater the next! Put him in charge of checking the forecast each evening. Laying out appropriate clothing the night before will make mornings go more smoothly.

Review for standardized tests

When your youngster takes a standardized test, she'll probably be quizzed on what she learned in earlier grades. She can refresh her memory by reading library books about previous years' topics (ancient Egypt, magnets). Try a non-fiction picture book by Gail Gibbons or a fact-filled story from Joanna Cole's Magic School Bus series.

Need help?

Could your family use extra support? Your child's school counselor may be able to direct you toward resources like food pantries, health clinics, or donated clothes or school supplies. Don't hesitate to ask—the counselor knows that youngsters do better in school when their needs are met.

Worth quoting

"There are no shortcuts to anyplace worth going." *Helen Keller*

JUST FOR FUN

Q: Why does the Statue of Liberty stand in New York Harbor?


A: Because it can't sit down.



Eager to learn

"I don't know the answer, but I can't wait to find out!"

As a parent, you want to raise a child who sounds like that—one who is motivated to learn and takes on new challenges. Here are strategies that can help.



List of "wonders"

Have your youngster write "I wonder..." in big letters at the top of a piece of paper. Hang it on the refrigerator, and family members can add things they wonder about. *Example:* "Are all my fingerprints different?" Then, your child could try to find the answers (press each finger on an ink pad and onto paper and examine the prints).

Exploration box

Fill a shoebox with interesting items (mushrooms, feathers, foreign coins) and tools like a magnifying glass, pencils, crayons, and paper. Then, watch what your youngster does with them. She might look at a mushroom or a feather with the magnifying glass and sketch what she sees. Or

she could examine the coins' shapes and compare the numbers that show how much they're worth. *Idea:* Keep her interest by switching the contents frequently.

Good risks


Encourage your child to take chances when it comes to learning. Challenge her to put away the instructions for a Lego set or a train track and see what she can design. Or suggest that she try a new activity like a robotics club or a drama group at school or the library. ♥

When I was little...

Kids love hearing about their parents' childhoods. Use these ideas to take a trip down memory lane and strengthen your bond with your youngster.

● **Point out places.** If you live in or visit your hometown, show him the hospital where you were born, the first house you lived in, or the schools you attended. Do you live far from where you grew up? Check out a library book about the state or country you're from, and read it together. Or find your hometown on Google Earth so your child can take a peek!

● **Share "artifacts."** Your youngster can learn about your past by looking at your baby pictures, high school yearbook, or wedding video. Items like these will spark conversations about special days in your family's history. ♥



Encourage kindness

Kindness can be contagious! Encourage your youngster to notice good deeds that others do and remember to be kind himself. Try these tips.

Catch the “bug.” Have your child draw a cute bug (dragonfly, ladybug) on construction paper and cut it out. When he sees a family member do something nice, he can give that person the bug. For example, maybe his older sister drove a grandparent to the grocery store without being asked, or perhaps you brought flowers



school, ask him, “What did you do today that was kind?”♥

to your spouse. Then, that person looks for more kind acts and passes on the bug.

Look for opportunities.

Suggest that your youngster think of ways to be kind at school. He could invite a student sitting alone on the bus to share a seat with him. Or he might compliment his art teacher on a bulletin board that she decorated. After



Helping with homework

Q: My daughter sometimes asks me to help her with homework. But as her work gets more difficult, it's harder for me to help. What can I do?

A: It's actually okay if you're not sure how to do the assignments. Homework shows the teacher how much your child knows, so it's important for her to do it by herself. But if she's stuck, there are ways you can help even if you're unfamiliar with the material.

For example, have your daughter teach you what she is learning. Talking about it may jog her memory or clear up her confusion.

Also, encourage her to use resources like old tests, textbook glossaries, or the Internet—she could start with links on her school website or at kids.usa.gov. Or she might call a friend who could walk her through a math problem or point out a helpful section in a social studies chapter.♥




ACTIVITY CORNER

Be a filmmaker!

Making a movie can be even more fun than watching one. Share your cell phone or camcorder with your youngster, and let her practice writing and speaking skills with these two projects.

1. Your child can practice thinking on her feet by ad-libbing her way through a tour of your home. She could hold the camera and describe each room in a loud, clear voice. Encourage her to alternate between turning the camera on herself (“We have lived in this home for eight years”) and filming rooms and belongings (“This is my room, and those are my stuffed animals”).
2. Suggest that your youngster film a funny video. Have her recruit “actors” (siblings, friends). She might write a script with jokes or silly family stories, making each person's lines a different color. Then, they can take turns filming each other.

Idea: She can share her video by holding a “premiere” for your family. Or help her upload it to a website (youtube.com, vimeo.com) and click on “privacy settings” to make sure only people she knows can watch.♥



PARENT TO PARENT

Good classroom behavior

My son Jackson brought home a note saying he was talking to friends instead of listening to the teacher. He and his friends' desks had been moved apart, but I wasn't sure whether to punish him at home, too, so I called his teacher.

Mrs. Ross said she sends notes home so students know that parents and teachers work together to help them succeed. She wasn't asking me to punish Jackson, but she suggested that I might speak with him.

When I talked to Jackson, he complained that his friends started the conversations. I pointed out that he didn't have to respond. I asked what he could do next time, and he said he should keep his eyes on the teacher and talk to his friends at recess. I also reminded

him not to start conversations while the teacher talks.

I'm glad his teacher told me what was happening. Now she and I will stay in touch to help Jackson behave in the future.♥



OUR PURPOSE

To provide busy parents with practical ideas that promote school success, parent involvement, and more effective parenting.

Resources for Educators,
a division of CCH Incorporated
128 N. Royal Avenue • Front Royal, VA 22630
540-636-4280 • rfeustomer@wolterskluwer.com
www.rfeonline.com

ISSN 1540-5621