



# OSLER SCHOOL NEWSLETTER

*"Learning, Growing.....Together"*

September 29, 2016

Principal: Ms. Audrey Kampen  
Vice-Principal: Mr. Glenn Key

Phone: 306-239-2077  
[www.spiritsd.ca/osler](http://www.spiritsd.ca/osler)

## DATES TO REMEMBER

### Friday, Sept. 30

Pancake Breakfast—7:30—8:30 am

### Monday, Oct. 3

Picture day

### Monday, Oct. 3—Thursday, Oct. 6

Scholastic Book Fair

### Monday, Oct. 3—Thursday, Oct. 6

Apple Pick-up

### Tuesday, Oct. 4 & Thursday, Oct. 6

Student Progress Conferences for  
Grades 1 to 9— 3:30 to 7:00 pm

### Friday, Oct. 7

Teacher PD & Prep Time—No school

### Monday, Oct. 10

Thanksgiving—No school

### Tuesday, Oct. 11

SCC Meeting—6:00 pm

### Monday, Oct. 21

High 5 Assembly—9:00 am

Dear Parents,

September is almost over. I would really enjoy September if all days were as beautiful as Tuesday. Our Grade 4-6 soccer teams spent the afternoon out on the field. What fun!

Our sports teams have started and we have many students participating in volleyball, cross country and soccer. These are great opportunities for students to be part of a team, to get some exercise and to learn new skills. I appreciate the time our coaches volunteer to make these opportunities available to our students.

In the next week, we will have many opportunities to connect with families in our school. The food at the pancake breakfast is a great way to start a Friday. Thanks to our school community council for sponsoring this treat for our families.

Our progress conferences in early October are another opportunity to connect with your child's teacher. The first set of interviews gives teacher, parents and students an opportunity to conference to set goals for the upcoming year. Involving students in setting goals for learning increases students' engagement and ownership for their learning. Your response to using an online booking system was very positive last year so we are continuing to use it again this year.

If you have any compliments, questions or concerns please do not hesitate to contact your child's classroom teacher, Mr. Key or myself.

Yours in learning,

Ms. Kampen

**Check out our School Website for up-  
dates, reminders and  
announcements.**

**Sign up to receive daily emails with  
our daily  
school announcements!**

**Keep up to date on our team  
practices and games.**

**Subscribe to our google calendar to  
transfer dates to your  
hand held devices.**

<http://blogs.spiritsd.ca/oslerschool/>



## Osler School High 5's

- ✎ Be Respectful
- ✎ Be Responsible
- ✎ Be Safe
- ✎ Be Grateful
- ✎ Be Open to Learn and Grow



# SCHOOL NEWS

## Grade 6-9 BOTTLE DRIVE

Thanks so much to everyone who contributed to the bottle drive on September 12th.

We are still waiting to hear what the amount raised is. Huge thanks goes out to the parents and students who volunteered their time to help out as well as the teaching staff. Thanks for your efforts!

## School Fees

Thank you to all who have already paid school fees for the 2016-2017 school year.

School fees are due by the end of September. If you are unable to pay the total amount, please contact Candace Berg in the office to make alternate arrangements.



## Scholastic Book Fair is coming to Osler School!!

The Fair will run from **Monday, October 3rd** to **Thursday, October 6th**.

We will be open during the Student Progress Conferences on **Tuesday, October 4th** and **Thursday, October 6th** from **3:00-7:00 pm**.

With birthday parties and Christmas right around the corner, come check out the Book Fair for great gift ideas!!

---

## Subscribe to our School Blog and win a \$25 gift certificate for the Scholastic Book Fair

The names of all subscribers to our blog (*as of Monday, October 3rd at 12:00 noon*) will be entered in the draw for two \$25 gift certificates.

Thank you for the Osler SCC for sponsoring this contest.

**See our website at <http://blogs.spiritsd.ca/oslerschool/> to sign up.**

---

## Student Progress Conferences

**Tuesday, October 4th and Thursday, October 6th.**

Please go online to book conference times with all your child(ren)'s teachers at times that work for you! An information sheet was sent home last week. If you have any questions, please call the school office.

**[www.schoolinterviews.ca](http://www.schoolinterviews.ca)**

**School Event Code: **ppet5****


## Kindergarten Student Progress Conferences

Student Progress Conferences for kindergarten students are booked by Mrs. Bymoen in November.

## Apple Fundraiser 2016

Our annual "Apple Fund Raiser" sponsored by our Junior Monarchs Student Council (JMSC) will be wrapping up next week with the arrival and distribution of the apples. The apples should be ready for pick up by noon on Monday, October 3rd. Pick up times for apples are as follows:

Monday (Oct. 3)	12:15 - 7:00
Tuesday (Oct. 4)	3:15 - 7:00
Wednesday (Oct. 5)	3:15 - 5:30
Thursday (Oct. 6)	3:15 - 7:00



Anyone wanting to purchase additional boxes can stop by the school because several extra boxes have been ordered. The students and staff of Osler School would like to thank everyone who works so hard to make this fundraiser a success - our brokers and organizers, student sellers, staff and parent volunteers and, of course, our loyal customers! Thank you!

## Nut Allergies

Please remember that Osler School is on **Peanut/Nut Alert**.

Help us to keep all of our children safe by checking labels when packing lunches or bringing food to school.



## Campbell's Labels for Education

Osler School continues to collect Campbell Soup labels. Please help us by saving your labels and sending them to school. Please note that soup labels must include the UPC and front label. The more labels we collect, the more points we earn. These points will be redeemed for merchandise for our school—books and sports equipment.



## Student Drop Offs/Pick Ups

Thank you to all parents/grandparents/guardians as we work to keep the area in the front of the school safe for our students. As the weather gets colder, traffic volume increases, so let's keep the following in mind.

- The bus zone is off limits for drop offs and pick ups from 8:15 - 9:00, and from 2:45 - 3:30.
- U turns and 2 point turns are not allowed - please drop off/pick up and continue in the direction you were heading.
- Please remember that school doors are locked until 8:30, and our first bell rings at 8:45.

We appreciate your cooperation as we work together to keep our school community safe!

Students may purchase milk and juice at lunch time. The price is \$1.00.

You may also buy a beverage card which enables you to buy 20 milk or juice for \$18.00.



## Osler School Clothing

This year we will be offering the purchase of Osler School Clothing. This is not a fundraiser, but a service that the Grade 7-9 SLC initiates to encourage school spirit and to just simply have comfy clothing!!

Watch for ordering information coming out in the next few weeks.



PICTURE DAY!!!!  
MONDAY, OCTOBER 3rd

*Lifetouch*<sup>®</sup>

CANADA

## LOST AND FOUND

With Fall comes fluctuating temperatures and our lost and found fills up with sweaters and jackets left out on the playground!

When you are in the school, take the opportunity to check out the lost and found for any items your child may have left behind!



## WE SCARE HUNGER

October 11-30

Osler School and the Grade 8 Class are beginning their fundraising efforts towards a local cause. This time of the year, the Food Bank is in high need of non-perishable food items. We are asking that you drop items off or send them with your child to our bin in the front lobby.

Help us kick off our fundraising year with our **WE SCARE HUNGER** campaign!

***Together, WE CAN  
make a difference!***



### Family Health Information

[Save that Smile](#)

[Trick or Treat](#)

[When to Stay Home From School](#)

[Do MORE Watch Less](#)

Find more family health info at:  
[www.saskatoonhealthregion.ca](http://www.saskatoonhealthregion.ca)  
(Search: school newsletter inserts)

**HEALTHY STUDENTS = BETTER LEARNERS**



*Population and Public Health*



# Home & School

## Working Together for School Success

### CONNECTION®

October 2016

Sponsored by your School Community Council



#### SHORT NOTES

##### Focused on learning

Does your youngster know that sitting up straight and watching the teacher helps him stay focused? This position signals his brain to be alert so he can pay attention to lessons and instructions. *Tip:* To avoid distractions, he might pretend there's a tunnel directly between him and his teacher.

##### Respect for all teachers

Tell your child to treat substitute teachers the way she would treat guests in your home. She should be respectful and provide help if the substitute asks for it. Explain that it's also important for your youngster to follow classroom rules and routines—just as she would if her regular teacher were there.

##### Time to play

No matter what grade your child is in, he's not too old to play! He'll stretch his imagination and relieve stress. Try pulling out toys he hasn't used in a while, like building blocks or toy trains. Having them in plain sight may inspire him to play with them again. Or walk to a playground after dinner—and invite the entire family to swing, slide, and climb.

##### Worth quoting

"Three things in human life are important. The first is to be kind. The second is to be kind. And the third is to be kind." *Henry James*

#### JUST FOR FUN

**Q:** What never asks questions but gets a lot of answers?

**A:** A phone.



## Homework: Set the stage

Homework is your child's job, but you play an important role, too. Here are everyday things you can do to set her up for success.

##### Show interest

Before your youngster starts homework, ask her to tell you about her assignments. She could show you her textbooks or worksheets and explain what she is supposed to do. ("I have to finish the even-numbered math problems on this page and answer questions about this poem.") This shows her that homework is important to you.

##### Create a schedule

Encourage your child to list the subjects she has for homework every day, and help her estimate how long each will take. ("Math: 35 minutes. Writing: 20 minutes.") Keep in mind that some kids prefer to do easier assignments first so they can quickly accomplish something,



while others would rather start with harder work. Have your youngster decide which method suits her best.

##### Offer support

There are lots of ways to support your child while she works. Let her bounce ideas off of you for a project, or listen as she reads her essay out loud. If she gets stuck, ask questions to guide her rather than giving her the answers. Or suggest strategies like looking at a previous textbook chapter, consulting her notes, or calling a friend. She'll see that she can rely on herself to find solutions.♥

#### After-school recap

"What did you do in school today?" If your youngster usually answers, "Nothing," you're not alone. Try these alternatives to get insight into what he's learning:

- Let your child pretend he's a newscaster reporting on the day's events. He could decorate a paper towel tube as a "microphone" for delivering his newscast. ("Alex's class had a guest speaker this morning! She talked about her job as a computer programmer.")

- Before dinner, have each family member write something he learned that day on a slip of paper and put it in a shoebox labeled "Guess what I learned today?" Example: "Jupiter has 63 moons." Pass the box around as you eat, and take turns pulling out a slip and reading it. The person who wrote it can answer everyone's questions.♥




## Learning with leaves

Fall leaves aren't just fun and colorful—they're ideal for practicing all sorts of skills. Help your youngster collect leaves from the ground, and enjoy these activities together.

**Leaf prints.** Have your child dip each leaf into finger paint and firmly press it onto a sheet of white paper. He'll see the imprints of the veins—ask what he thinks the veins are for. (They deliver water to the leaves.)

**Graph of leaves.** Encourage your youngster to sort his leaves into columns, lining them up evenly across each row. If he sorted by color, you



could ask, "How many more red leaves are there than yellow leaves?" or "Which color did you gather the most of?"

**The story of my leaf.** Suggest that your child pick his favorite leaf and write a story starring it as the main character. Perhaps he

will write about the leaf changing color or being carried to the ocean by the wind.♥



### Finish what you start


**Q:** My daughter often signs up for activities and then wants to try something different. Recently, she asked if she could quit the school yearbook to join the art club. What should I do?

**A:** It's okay to try different activities, but sticking with commitments teaches your child to show grit, or perseverance and mental toughness.

Explain that the yearbook staff is counting on her to help get the yearbook out.

Find out why she doesn't want to continue. Is her job too hard? Does she want to join the art club because her friends are members? Then, brainstorm solutions. Perhaps your child could switch to a different role on the staff or get to know another member better by inviting her over after school.

Point out that she'll feel proud of herself for doing her best and meeting her obligations. And the perseverance that it takes to finish out the semester or year will serve her well in the future.♥



### ACTIVITY CORNER

#### Action-packed spelling

Be active and practice spelling?

Yes! Encourage your youngster to grab her spelling list and use these ideas to study.

##### Cheerleading

Give me a G! Give me a Y! Give me an M! What does it spell? Gym! Suggest that your child spell her words like a cheerleader. She could do cheerleading jumps or other moves as she calls out the letters.



##### Basketball

Head to a basketball court for this twist on Around the World. Take turns choosing a word to spell (say, *piece*). Then, stand in a different spot and say a letter of the word for each shot. Get one point for each basket you make—and double your score if you spell the word correctly. When all the words on the list have been spelled, the player with the most points wins.♥

## Communication counts

Build a strong relationship with your child's teacher by communicating regularly. Here are tips:

- Ask the teacher about the best way to contact her. Does she prefer email, notes in your youngster's backpack, or phone calls?

- Sign and return items as soon as possible. Your signature on a graded test or reading log

communicates to the teacher that you're interested in how your child is doing.

- Your youngster's life at home can have a big impact on his life in school. Talk to

the teacher right away about changes like a new custody arrangement or a parent's military deployment.

That way, you and the teacher will both be able to keep an eye out for any changes in his grades or behavior.♥



### OUR PURPOSE

To provide busy parents with practical ideas that promote school success, parent involvement, and more effective parenting.

Resources for Educators,  
a division of CCH Incorporated  
128 N. Royal Avenue • Front Royal, VA 22630  
540-636-4280 • rfeustomer@wolterskluwer.com  
www.rfeonline.com

ISSN 1540-5621