

# Prairie View School

Dalmeny, Saskatchewan

(306) 254-2633

pvs@spiritsd.ca

---



Staff and students have begun preparing for our annual Christmas Concert,



*"Twas the Night Before Christmas".*

The concert will be on **Thursday, Dec. 20**. The afternoon performance begins at **1:30 pm** with the **doors opening at 1:00 pm**. The evening performance begins at **7:00 pm** with the **doors opening at 6:30 pm**. To ensure all our guests have a seat at the concert, we ask that parents and guests only attend **one** performance. Those who are able to attend in the afternoon are encouraged to do so.

*Mrs. Janice Key*  
*Principal*

*Mrs. Lesa Heath*  
*Vice-Principal*

## Upcoming Events:

### November 30

Gr. 1 – 6 Progress Reports  
and Vern's Pizza Hot Lunch

### December 7

Christmas Sweater Day and  
Hot Dog Hot Lunch

### December 14

Healthy Hunger Subway Hot  
Lunch

### December 20

Christmas Concert Day

### December 21

PJ Day and Last Day Before  
the Holidays

### January 7

First Day Back in the New  
Year

### January 29

No School for Students

---

---

## CLASSROOM HIGHLIGHTS

### Highlights from 3B

Grade 3B and 2/3F had the honour of putting together the Remembrance Day Peace Assembly this month. Preparing for the assembly gave us the opportunity to talk about what peace really means to each of us. Some of the students' thoughts were:

- Getting along with others
- Respecting everyone
- No guns or weapons
- Following laws and rules
- No wars or fighting
- Loving my family
- Using kind words
- Remembering what war can do



REMEMBRANCE DAY  
*Let Us Forget*

We also had an opportunity to talk about what Remembrance Day is and why it is so important that we have this special day marked on our calendars every year. Of course, talking about war is never easy but the students were very respectful, had many questions and also had a great deal of prior knowledge to build on.

The students all did a remarkable job at the assembly as they shared the important message of Remembrance and Peace. Thank you to all the families and friends that came to the assembly to show support for the students and to honour the fallen.

***"Peace is not something you wish for; it's something you MAKE, something you DO, something you ARE and something YOU GIVE AWAY." ~ John Lennon***



### APPROPRIATE DRESS FOR WEATHER

It is very important that students are dressed to be comfortable outdoors before school and at recess breaks. Parents, please work on helping your younger children become independent at dressing and doing up zippers. Students should be wearing warm jackets, ski pants, toques, mittens and boots. Also, if items are labelled it is easier for us to locate misplaced articles. A wind chill factor of -27 degrees Celsius or higher is the general criteria used to determine whether it is an indoor or outdoor recess.

In an effort to keep our school clean, we ask that all students and guests remove footwear in the entryways before coming into the school.

---

---

# 5<sup>th</sup> Grade

## Highlights from 5/6S

# 6<sup>th</sup> Grade

The grade 6 students completed and shared their Family History Fair projects on November 14th. Students shared with peers and relatives some of their family history stories, as well as how much they learned about their family history. The evening ended with a fantastic potluck supper, where many families joined together and celebrated community. A big thank you to all the parents who supported their children in this project, and brought delicious food to the potluck!

The grade 6 students have been busy studying the novel Number the Stars by Lois Lowry, while the grade 5 students have been reading The Nexus Ring by Maureen Bush. They have completed writing projects and made connections to these novels.

During this time of year, we start to prepare for the upcoming Christmas concert. This year's play is "Twas the Night Before Christmas". The grade fives will be singing a song with Mr. Coates's class, while the grade sixes take on the role of actors, stage crew, lights and sound crew, and many other jobs that help the concert become a success. We will start with rehearsals as soon as next week. This is always something that the students work so hard towards, and are so proud of afterwards. I look forward to what this group of students will achieve.

Mr. Schafhauser

Welcome to  
**Kindergarten!**

**We are starting to compile our list for students who will be attending Kindergarten in the 2019-20 school year.**

**Children born in 2014 and who will be 5 years of age on or before December 31, 2019 are eligible to begin Kindergarten in the fall. This is important information for planning programs, budgeting and staffing for the upcoming year.**

**If you know of friends or neighbors who have Kindergarten aged children, please share this information with them.**

---

---



## **PARENT/VISITOR PARKING**

Thank you for your cooperation in not parking on the north side of the school. Alternatively, use Prairie Street across from the front of the school or Ross Street or Prairie Place. All foot traffic must cross at the crosswalk where the crossing guards are. After school parents may also park on Prairie Street in front of the school once the buses leave at approximately 3:20 p.m. Please share this information with any grandparents or others who may be responsible for dropping off and picking up students.

**Please note that the yellow paint on the edge of the sidewalk in front of the school is reserved for accessible parking. A sign will be going up shortly. In the meantime, please refrain from parking in this space. Thank you for your cooperation.**





November is quickly turning into December, but...we are always learning, and we always have learning to share. So, here are your conversation starters for this month in the November edition of Ask Me About...

- **Which book did you vote for to win the tournament? Why? Did your book win?**

- **What songs are you singing for the Christmas Concert?**

- **Would the book you are reading make a cool movie or video game? Why or why not? Tell me more about it.**

- What was the best part of your day?
- What was the funniest thing that happened at school today?

Students will feel valued for who they are and the contributions they make to our school and community.



## **BUS CANCELLATION ANNOUNCEMENTS**

- Bus Drivers will call rural students to inform them of bus cancellations.
- All Prairie Spirit School Division bus cancellations are prominently posted on the Prairie Spirit website ([www.spiritsd.ca/Buses](http://www.spiritsd.ca/Buses)) by 6 a.m. each school day.
- Prairie Spirit has a bus hotline: **306-683-2805** that will list bus cancellations every day.

### **Policy**

Buses in Prairie Spirit School Division will not run if the combined temperature and wind chill factors result in a reading of -40 degrees or below at 6 a.m. (as reported by Environment Canada at [www.weatheroffice.gc.ca](http://www.weatheroffice.gc.ca)). Buses equipped with wheelchair lifts are not to operate if the combined factors result in a reading of -35 degrees Celsius or below at 6:00 a.m. using the Environment Canada "Saskatoon" temperatures/wind chill

In stormy conditions, bus drivers will use their discretion to determine whether or not to run. Buses are not to operate if weather conditions such as freezing rain, dense fog, heavy rain or severe dust storms impair visibility or otherwise cause dangerous travel conditions. Bus drivers are to decide whether or not to run by no later than 30 minutes before the first scheduled morning pick up, and by no later than one hour prior to the scheduled afternoon dismissal. Buses that do not run at the regular time in the morning due to weather conditions are not to run at all on that same day.

**Spare and Regular  
Bus Drivers needed  
in your community**

**A Prairie Spirit Bus Driver:**

- Receives free training; licensing fees covered
- Could take their young child along on route
- Enjoys daily contact with students
- Supports the local community

Please contact the Prairie Spirit Bus Garage  
**(306) 374-2496** or **info@spiritsd.ca**  
for more information about  
this flexible opportunity.



**PRAIRIE SPIRIT  
SCHOOL DIVISION**

[www.spiritsd.ca](http://www.spiritsd.ca)



## Dalmeny Christmas Baskets

A Community Tradition since 1989

Starting December 3rd, each classroom at Prairie View School will have a collection box for non-perishable food items in support of Dalmeny Christmas Baskets. Students are asked to help out by bringing an item or two. Items will be collected on December 14th.

Dalmeny Christmas Baskets are for anyone in our community that has experienced a hardship over the past year. This could be an illness, the loss of a family member, financial hardship etc.

Dalmeny Christmas Baskets gathers non-perishable food and monetary donations to put together food or gift baskets for any family whose name has been passed on to us.

**There will also be a Silver collection at the Prairie View Elementary School Christmas Concert in support of Dalmeny Christmas Baskets.**

Suggested donation items:

- Canned Soup/Stew
- Canned fruit/vegetables
- Cereal
- Crackers
- Granola Bars (entire sealed box)
- Rice/Pasta

*\*Please check all labels as we are unable to accept any expired items.*

*\*\*All items must be in a sealed box (granola bars, fruit cups etc.) as we cannot accept anything that is not in its original packaging.*

**Thank you for your support!**



# Home & School

## CONNECTION®

Working Together for School Success

November 2018

Sponsored by your School Community Council



### SHORT NOTES

#### Eye on the goal

Boost your youngster's motivation by encouraging her to set goals. Say she wants to make it to the district spelling bee or science fair. She can brainstorm strategies like learning 10 spelling words each day or reading about previous winning science projects. Suggest that she write down her ideas and post them to stay on track.

#### Say no to secondhand smoke

Children who breathe cigarette smoke tend to get more respiratory illnesses and ear infections. Second-hand smoke can also trigger asthma attacks. It's best not to let anyone smoke inside your home or car. Since youngsters breathe at a faster pace than adults and are still growing, no amount of smoke exposure is safe.

#### A reading nook

Let your youngster create a special spot just for reading, perhaps in a corner of the family room or his bedroom. He might include a beanbag chair, a lamp, a box or low shelf for books, and a stuffed animal or two. He'll be inspired to curl up and read in his cozy nook.

#### Worth quoting

"It is hard to fail, but it is worse never to have tried to succeed."

Theodore Roosevelt

### JUST FOR FUN

**Q:** How much dirt is in a hole 4 feet deep and 8 feet wide?

**A:** None!



## Parent involvement at home


Did you know that supporting your child's education begins at home? Consider these everyday ways to talk about school, deepen his learning, and keep track of school news.

#### Foster a positive attitude

If you're enthusiastic about school, your youngster is likely to be as well. Ask him about projects he's working on or topics he's studying. Be sure to listen closely, and follow up with questions or comments. Also, you can influence his attitude toward teachers by being positive. ("Mrs. Reeves picked a really cool field trip for your class. I can't wait to hear about it.")

#### Tie learning to his world

Show your child how what he learns is useful outside of school. If he's studying clouds, ask him to identify types you see in the sky and try to predict whether you'll need an umbrella. Or challenge him to spot vocabulary words on window signs or package labels, and talk about how they're used in different ways.



#### Stay up to date

Be aware of what's happening in your youngster's classroom, school, and district. Subscribe to email lists, read newsletters, and check websites. Mention upcoming activities to your youngster (school carnival, class play) that you might attend together. Also, put important dates (book fair, math night) on your calendar. It will show your youngster that his school is a priority.♥


## Connect at conferences

Fall parent-teacher conferences are the perfect opportunity to strengthen the bridge between home and school. Here are tips.

**Before.** Watch for notices in your email or your youngster's backpack, and sign up for a time slot. Also, prepare ahead of time by looking over your child's work and listing questions you want to ask.

**During.** Listen to the teacher's feedback on how your youngster is doing, then ask your questions. Be sure to have the teacher explain anything you don't understand.

**After.** Talk with your child about the conference. Point out what she's doing well (reading more challenging books, finishing classwork) and areas that need improvement (writing legibly, taking turns).♥






## Bullying is everyone's business

Good news: Your youngster can use strategies to help kids who are bullied *and* to protect herself if she's a target. Suggest these ideas for handling bullying situations safely and effectively.

**If she's a witness:** Your child should get a teacher or another adult right away if she sees someone being physically harmed. If a classmate



is verbally bullied (being called names, for instance), it's best to ignore the bully. Instead, your youngster might give the person being targeted an escape ("We need to go to lunch now"). She could also offer to go with the person to tell a grown-up.

**If she's a target:** Let your child know it's never okay for someone to bully her. She can help to discourage a bully by trying not to react or show she's upset or angry. Also, explain that it's important to tell the school counselor or her teacher about bullying. She shouldn't feel embarrassed or that she's "tattling." Speaking up can help stop the bullying—and keep another youngster from being targeted.♥

### ACTIVITY CORNER

#### Graphic organizers for the win

Graphic organizers are a visual way for your child to organize information in any subject. Share these activities.

##### Juggling monkey

To plan a report, suggest that your youngster draw a monkey juggling coconuts. If he's writing a social studies paper on a state, he could put his topic (say, Virginia) on the monkey's belly. Then, he can label each coconut with a fact he needs to find (capital, population). As he researches, he can add information to each coconut (Richmond, 8.5 million).



##### Football field

When your child writes a persuasive essay, have him first draw a football field. He can write each side of an issue in a separate end zone ("Kids should have chores," "Kids should not have chores"). On each half of the field, he should write statements to support the view in that end zone. *Examples:* "Teaches responsibility" on the pro-chores side, "Interferes with play time" on the anti-chores side.♥

#### OUR PURPOSE

To provide busy parents with practical ideas that promote school success, parent involvement, and more effective parenting.

Resources for Educators,  
a division of CCH Incorporated  
128 N. Royal Avenue • Front Royal, VA 22630  
800-394-5052 • rfecustomer@wolterskluwer.com  
www.rfeonline.com

ISSN 1540-5621

© 2018 Resources for Educators, a division of CCH Incorporated



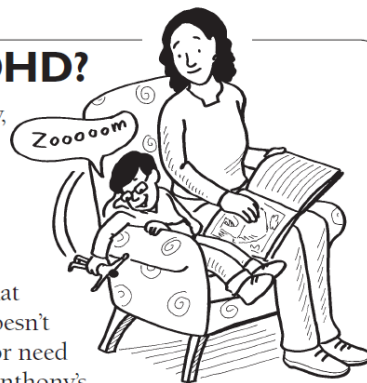
### PARENT TO PARENT

#### Could it be ADHD?

My first grader, Anthony, seems easily distracted and sometimes has trouble sitting still. When my friend's child was diagnosed with attention deficit hyperactivity disorder, I wondered if Anthony could have it, too.

I talked to our pediatrician and found out that just because a child gets distracted or wiggly doesn't mean he has ADHD. He might just be excited or need to burn off energy. He suggested that I talk to Anthony's teacher, and he gave me a form the teacher can fill out if she's concerned.

The teacher said Anthony's attention span is normal for his age and that it should continue to grow as the year goes on. She's going to keep the form on hand. If she notices problems, she'll let me know right away, and I can follow up with the pediatrician. I'm relieved that Anthony is on track—and that his doctor and teacher are on my "team."♥



#### Explain your math strategy

**Q:** My daughter's teacher often writes "Explain your thinking" on her graded math assignments.

*How can I encourage my child to do this?*

**A:** When your daughter works on math problems, it's important that she understand what she's doing and why. Explaining her thinking is one way for her to check on her own understanding—and to show the teacher what she needs help with.

At home, your daughter could think out

loud. Have her look over completed homework and ask herself questions like, "When I solved  $32 \times 45$ , what steps did I take?" and "What other strategy would work?"

You might also invite her to discuss her math thinking during daily activities. For example, say, "We're having 11 guests for Thanksgiving, and I need  $\frac{1}{3}$  pound of potatoes per person. How can I figure out how many 5-lb. bags to buy?"♥

