

Miss McGregor's Grade 1/2 Learning Plan

Monday, April 20 to Friday, April 24, 2020

Please spend time reading, writing, creating, exploring, and being physically active each day.

Note: This section will remain fairly consistent over the upcoming weeks.

This could look like:

Work on a personal project – is there something your child wants to learn about? How could he/she gather information and demonstrate their learning? What could he/she experiment with?



- | | |
|---------------------|---------------------------|
| Read a book | Make up a dance |
| Do a chore | Find toys to donate |
| Have a dance party | Do a science experiment |
| Write a letter | Create an obstacle course |
| Be a helper | Learn a magic trick |
| Draw a picture | Do an art project |
| Write a story | Have a picnic |
| Create a play | |
| Build a fort | |
| Play a game | |
| Practice schoolwork | |
| Do a puzzle | |
| Have a fashion show | |
| Bake a treat | |

GoNoodle:

<https://www.gonoodle.com>

GoNoodle has hundreds of movement and mindfulness activities/videos. All you need to do is press play and follow along! We often use these as body breaks/brain breaks in our classroom.

Art Hub for Kids

<https://www.artforkidshub.com>

Art Hub has hundreds of step by step drawings that anyone can follow along to (they are done on YouTube). Your child can choose what they would like to draw!

Language Arts

This could look like:

Listen to Miss McGregor's Read Aloud of Lions at Lunchtime

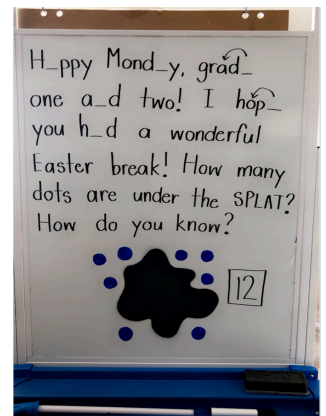
The next book we will be reading is Lions at Lunchtime. Here are the YouTube links for the first four chapters. If you haven't finished Dolphin's at Daybreak, you can do that first. Please see last week's learning plan for the links.

- Chapter 1 & 2: <https://youtu.be/mrP1Dy0zCbA>
- Chapters 3 & 4: <https://youtu.be/jyldqmkwECU>
- Chapters 5-10 will be included in next week's learning plan.

Can you solve the morning message?

I will send a morning message each day this week on FreshGrade. Which letters are missing? How do you know? What do we know about word patterns that can help you solve it? They know the drill! The students could re-write the message, you could print it off, or just talk aloud about how they would solve it.

This week, I have added a 'splat' to the morning message. We use 'splat' in the classroom to get our math brains warmed up. The total number of dots is on the side (i.e., 12 in the picture). It is the students job to figure out how many dots are underneath the splat, and how they know. For example, you can see there are 8 dots outside the 'splat,' which means there are 4 dots hidden.



The questions I ask at school are: How many dots are underneath the splat? How do you know? How could you use this information to write four number sentences?

- $8 + 4 = 12$
- $4 + 8 = 12$
- $12 - 4 = 8$
- $12 - 8 = 4$

Recommend a book to your classmates!

Choose a book that you've read recently on Epic, Raz-Kids, or a book in your home that you think your classmates would enjoy. Make a poster explaining why you like it.

On your poster, please include:

1. The book title and author
2. The main idea (what is it mostly about?)
3. Why you recommend this book
4. Out of 5, how many stars would you give this book?
5. Don't forget a picture!

When you're finished, send a picture to Miss McGregor so she can send all your great recommendations to your classmates next week!

Practice your Sight Words:

I have created YouTube videos of me flipping through the flashcards for continued practice at home. You can pause as I go if I am going through them too quickly. I have included all of the grade one, two, and three words.

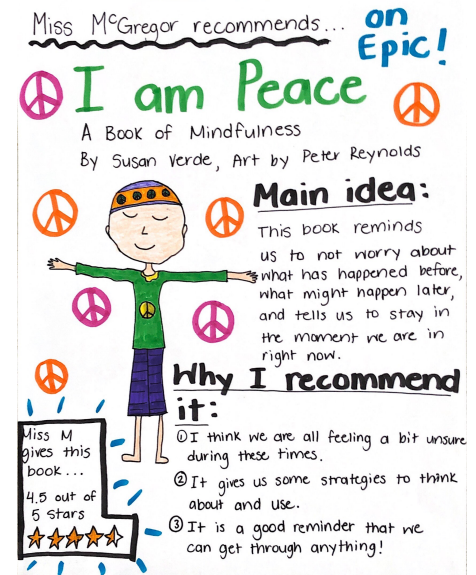
- Pre-Primer: <https://youtu.be/tf5Oax2SoC4>
- Primer: <https://youtu.be/Bq85yFjKGSs>
- Grade 1: <https://youtu.be/deZmoL7nYoQ>
- Grade 2: https://youtu.be/8_U_YkMwrvo
- Grade 3: https://youtu.be/H_0A0zcUNg0

Please see our class website under the English Language Arts tab for additional sight word practice through games.

Try to read a little bit each day!

Read what you have at home, or from one of our websites. Your child can read on their own, to a sibling, or with a parent. All reading is good reading. All of these websites can now be accessed through our class page.























1. **Epic Books** → Class code: tat9085
2. **HeadSprouts** → Teacher username is scpcat → student password: cat
3. **Raz Kids (Reading A-Z):** → Teacher username is taylormcgregor → student password: Frog 19



Journal Writing/Story Writing:

Write in your journal about anything of your choice. What did you get up to over the Easter break? How are you being creative during these times? What stories can you tell that you will remember for the rest of your lives?

In any writing you are doing, don't forget your capitals, finger spaces, and punctuation!

 Did I stretch out my words? 	  
 Did I use capital letters? <u>My</u> name is <u>Sam</u> .	  
 Did I use finger space? <u>My</u> <u>name</u>	  
 Did I use punctuation marks? ?!	  
 Does my writing make sense? 	  

Math

This could look like:

JUMP Math (we will be working on book 2/2 at this time).

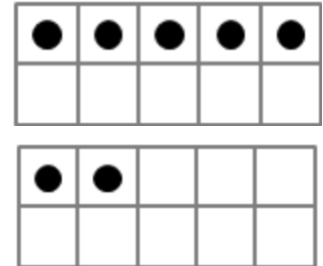
Grade 1: JUMP Math Pages 91-103

Grade 2: JUMP Math Pages 78-87, 115-120

How many more to make 10? 20?

Addition & Subtraction practice within 20:

This activity uses 10 frames to work on quick recognition of familiar arrangements of dots, as well as our addition and subtraction facts within 20. I've created a YouTube video to describe this task. Here is the link: <https://youtu.be/jnbulgbRVVc>



Participate in Estimation Challenge #2:

I will be posting an estimation mystery challenge on Wednesday on FreshGrade. Get the whole family guessing! Send in your guesses on FreshGrade, and I will post the correct number of items in my jar on Friday.

Math IXL (on class website) → login information for students in their planners.

Practice Skip Counting:

Use a 100's chart (sent in your take home packages, or you can print one off) to practice your skip counting by 2's, 5's, and 10's. See last week's learning plan for additional skip counting activities.

Other:

- Grade 1: Addition and subtraction up to 20 practice booklet (sent in take home packages)
- Grade 1 & 2: Math fun duotang (sent in take home packages)
- Grade 1 & 2: Math games utilizing a 100's chart, cards, and dice (see learning plan from week 1 for more information)

Skip counting practice videos:

<https://family.gonoodle.com/activities/skip-counting>

<https://family.gonoodle.com/activities/skip-count-to-100>

https://www.youtube.com/watch?v=q_yUC1NCFkE&t=51s

Note: All online math resources and activities are now on our classroom website under the math tab.

**Social Studies
& Science**

This could look like:

Please visit the class website for activities and resources provided by Mrs. Nontell for Social Studies and Science this week. The learning framework can be found under the Social & Science tab.

<https://misstaylormcgregor.weebly.com/>