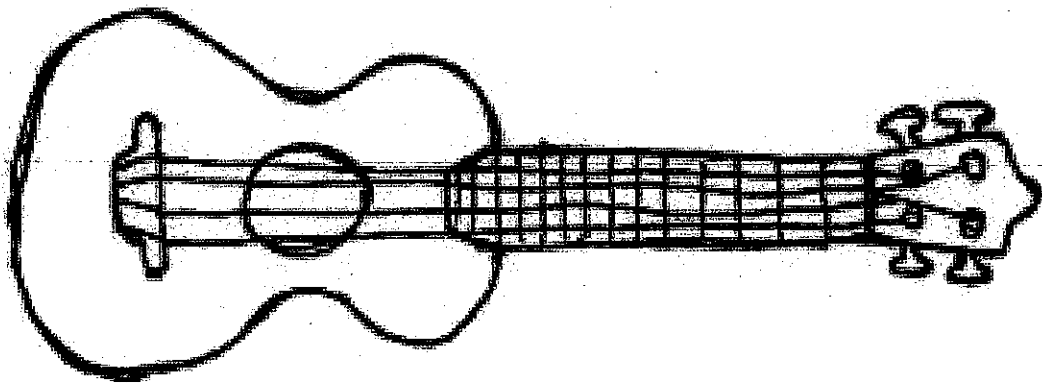


# How to Play and Teach Ukulele

Presenter: Alvin Kolach


August 28, 2014



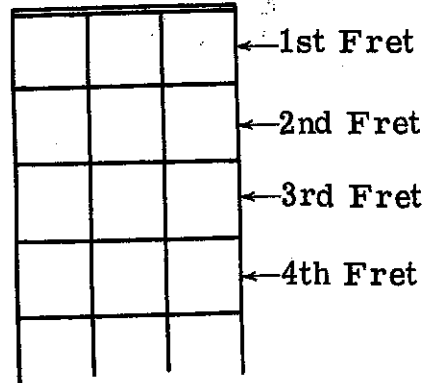
# Section 1

## String Numbers

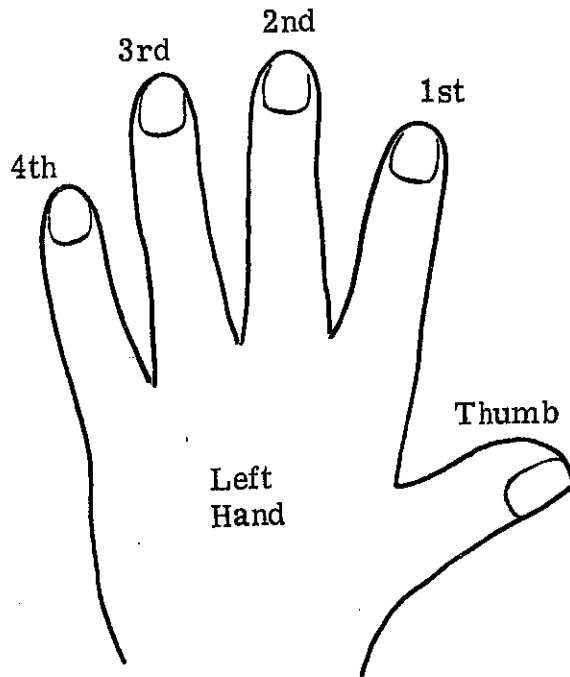
4th 3rd 2nd 1st



## Fret Numbers



## Finger Numbers



## Tabulation

**$\frac{3}{1}$**

- indicates fret and finger number.

- indicates string number on which the finger is to be placed.

# CHOPSTICKS

## Part 1

$\frac{3}{2}$ x 6	$\frac{3}{2}$ x 6	$\frac{2}{1}$ x 6	$\frac{3}{1}$ x 6	$\frac{320}{111}$
$\frac{3}{2}$ x 6	$\frac{3}{2}$ x 6	$\frac{2}{1}$ x 6	$\frac{3}{1}$ x 4	

## Part 2

$\frac{1}{2}$ x 6	$\frac{0}{2}$ x 6	$\frac{2}{3}$ x 6	$\frac{0}{3}$ x 6	$\frac{020}{332}$
$\frac{1}{2}$ x 6	$\frac{0}{2}$ x 6	$\frac{2}{3}$ x 6	$\frac{0}{3}$ x 4	

### Accompaniment (teacher)

A7 x 6	D x 6	A7 x 6	D x 6	:
--------	-------	--------	-------	---

Complete the Tabulation of the D scale

$\frac{0}{3}$	$\frac{2}{3}$	$\frac{0}{2}$	$\frac{1}{2}$	$\frac{3}{2}$	$\frac{0}{1}$	$\frac{2}{1}$	$\frac{3}{1}$
---------------	---------------	---------------	---------------	---------------	---------------	---------------	---------------

Sponge Bob Square Pants


Sponge Bob Square Pants, Sponge Bob Square Pants

Patrick too, Patrick too

Mr Crab and Sandy, Mr crab and Sandy

Squidward too, Squidward too.

D



Super Heroes

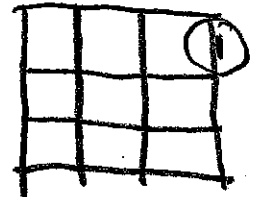
Hulk and Batman, Hulk and Batman

Iron man, Iron Man.

Spiderman and Bat Girl, Spiderman and Bat Girl.

Superman, Superman.

D<sup>7</sup>



Shrek

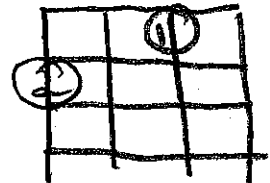
Shrek the Ogre, Shrek the Ogre

Donkey too, Donkey too

Stinky green Fiona, Stinky green Fiona

In the swamp, in the swamp

G



Charlie and the Chocolate Factory

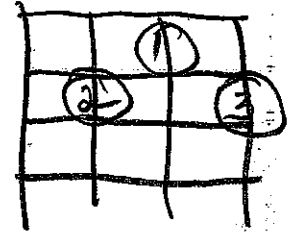
Oompah - Lompah, Oompah - Lompah

Grandpa Joe, Grandpa Joe

Charlie won the ticket, Charlie won the ticket

They were glad, they were glad.

A<sup>7</sup>



Star Wars

R2D2, R2D2

C3PO, C3PO

Obi Won Kenobi, Obi Won Kenobi

Han Solo, Han Solo.

# CHORD 'N SING

## 1. Little Tommy Tinker [4/4 d]

D  
 Little Tommy Tinker,  
 Sat upon a clinker  
 He began to cry  
 Ma -- Ma ---  
 Poor Little innocent guy.

## 2. Kookaburra [4/4 d]

D  
 Kookaburra sits on the old gum tree,  
 Merry, merry king of the bush is he,  
 Laugh Kookaburra, laugh Kookaburra,  
 Gay your life must be...

D  
 Kookaburra sits on the old gum tree,  
 Eating all the gum drops he can see,  
 Laugh Kookaburra, laugh Kookaburra,  
 Gay your life must be ...

## 3. Peanut Butter [4/4 b']

Chorus:

G  
 Peanut, peanut butter (jelly)!  
 Peanut, peanut butter (jelly)!

Spoken -

1) First you dig the peanuts  
 And you dig 'em, you dig 'em,  
 You dig 'em, dig 'em, dig 'em,  
 Then you crush 'em, you crush 'em,  
 You crush 'em, crush 'em crush 'em,  
 Then you spread 'em you spread 'em  
 You spread 'em spread 'em spread 'em

- chorus -

2) Then you pick the berries,  
 And you pick 'em, pick 'em,  
 You pick 'em, pick 'em, pick 'em  
 Then you crush 'em, crush 'em,  
 You crush 'em crush 'em crush 'em  
 Then you spread 'em, you spread 'em  
 You spread 'em spread 'em spread 'em

- chorus -

## 4. Mr. Frog [4/4 d]

G  
 Mr. Frog went a courtin' and  
 he did ride Um-hm Um-hm  
 Mr. Frog went a courtin' and  
 he did ride  
 Sword and pistol by his side  
 Um-hm Um-hm

2) He said Miss Mouse are you  
 within? Um-hm Um-hm  
 He said Miss Mouse are you  
 within?  
 Oh yes, sir, here I sit and spin  
 Um-hm Um-hm.

## 5. Flea Fly [4/4 f#]

Bm  
 Flea! Flea!  
 Flea-fly! Flea-fly!  
 Flea-fly mosquitos!  
 Flea-fly mosquitos!

Oh, no, no, no more mosquitos,  
 Oh, no, no, no more mosquitos.

Itch-y Itch-y Scratch-y scratch-y  
 oo, I got one down my back-y,  
 Itch-y Itch-y Scratch-y, scratch-y  
 oo, I got one down my back-y.

Beat that big bad bug  
 with the bug spray  
 Beat that big bad bug  
 with the bug spray

## 6. Alison's Camel [4/4 g]

G  
 Alison's camel has five humps  
 D7 G  
 Alison's camel has five humps

Allison's camel has five humps  
 D7 G

\*So go Alison go boom boom boom

[four, three, two, one, No.]  
 Spoken ending ["Alison is a horse"]

Row, row, row your boat  
Gently down the stream  
Merrily, merrily, merrily  
Life is but a dream



Row, row, row your boat  
Gently down the river  
If you see a polar bear  
Don't forget to shiver

Kookaburra

1) Kookaburra sits in the old gum tree,  
Merry, merry king of the bush is he,  
Laugh, Kookaburra, Laugh, Kookaburra,  
Happy your life must be.

2) Kookaburra sits in the old gum tree  
Eating all the gumdrops he can see  
Stop, Kookaburra, Stop, Kookaburra  
Leave some there for me.

3) Kookaburra sits in the old gum tree,  
Counting all the monkeys he can see  
Stop, Kookaburra, Stop, Kookaburra,  
That's no monkey, that's me.

Row, row, row your boat  
Gently down the stream  
If you see a crocodile  
Don't forget to scream



Row, row, row your boat  
Gently to the shore  
If you see a lion there  
Don't forget to roar

4) Kookaburra sits on the ol' train track,

Along comes a train and knocks him  
flat, (slower)

Poor Kookaburra, Poor Kookaburra, (pause)

That's the end of that! (THWACK!)

Chopsticks

A.  $\frac{3}{2} \times 6$   $\frac{3}{2} \times 6$   $\frac{2}{1} \times 6$   $\frac{3}{7} \times 6$  ||  $\frac{3}{1}$   $\frac{2}{1}$   $\frac{0}{1}$

$\frac{3}{2} \times 6$   $\frac{3}{2} \times 6$   $\frac{2}{1} \times 6$   $\frac{3}{1} \times 1$

B.  $\frac{1}{2} \times 6$   $\frac{0}{2} \times 6$   $\frac{2}{3} \times 6$   $\frac{0}{3} \times 6$  ||  $\frac{0}{3}$   $\frac{2}{3}$   $\frac{0}{2}$

$\frac{1}{2} \times 6$   $\frac{0}{2} \times 6$   $\frac{2}{3} \times 6$   $\frac{0}{3} \times 1$



**D**

(1) Mr. Frog went a courtin' and he did  
ride  
Um-hm Um-hm,  
Mr. Frog went a courtin' and he did  
ride  
Sword and pistol by his side  
Um-hm Um-hm.

(2) He said Miss Mouse are you within?  
Um-hum Umhm  
He said Miss Mouse are you within?  
Oh yes, sir, here I sit and spin  
Um-hm Um-hm.

(3) He took Miss Mouse upon his  
knee  
Um-hm Um-hm,  
He took Miss Mouse upon his  
knee  
He said Miss Mouse will you  
marry me?  
Um-hm Um-hm.

(4) Oh where will the wedding  
supper be?  
Um-hm Um-hm  
Oh where will the wedding  
supper be?  
Away down yonder in a hollow  
tree  
Um-hm Um-hm.

**Rhythm Section**

Ukulele:  $\frac{4}{4}$  |  $\overset{D}{\uparrow}$   $\uparrow$   $\uparrow$   $\uparrow$  |  $\rightarrow$  Play throughout  
or

$\frac{4}{4}$  |  $\overset{D}{\uparrow}$   $\uparrow$   $\uparrow$   $\uparrow$  |  $\rightarrow$  Play throughout  
or

$\frac{4}{4}$  |  $\overset{D}{\uparrow}$   $\uparrow$   $\uparrow$   $\uparrow$  |  $\rightarrow$  Play throughout

Bass:  $\frac{4}{4}$  |  $\downarrow$   $\downarrow$   $\downarrow$   $\downarrow$  |  $\rightarrow$  Play throughout

Percussion: (tone blocks)

$\frac{4}{4}$  |  $\times$   $\times$   $\times$   $\times$  |  $\rightarrow$  Play throughout

# Hush Little Baby

S.P.



Hush

(1)  
 G D  
 Hush, little baby, don't say a word,  
 D7 G  
 Daddy's gonna buy you a mocking bird,  
 D  
 And if that mocking bird won't sing,  
 D7 G  
 Daddy's gonna buy you a diamond ring.

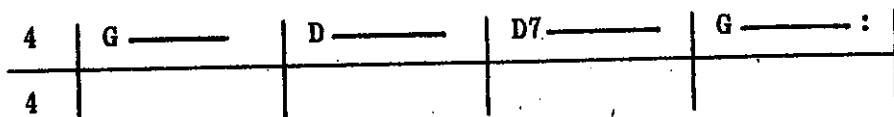
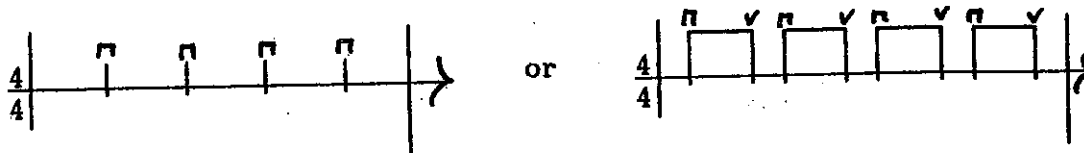
(3)  
 G D  
 And if that billy goat won't pull,  
 D7 G  
 Daddy's gonna buy you a cart and bull,  
 D  
 And if that cart and bull turn over  
 D7 G  
 Daddy's gonna buy you a dog named Rover.

(2)  
 G D  
 And if that diamond ring turns to brass  
 D7 G  
 Daddy's gonna buy you a looking glass,  
 D  
 And if that looking glass gets broke  
 D7 G  
 Daddy's gonna buy you a billy goat.

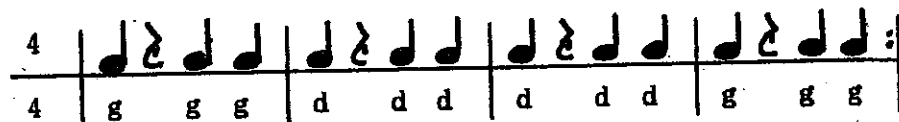
(4)  
 G D  
 And if that dog named Rover won't bark  
 D7 G  
 Daddy's gonna buy you a horse and cart  
 D  
 And if that horse and cart fall down  
 D7 G  
 You'll still be the sweetest little baby  
 intown.

## RHYTHM SECTION

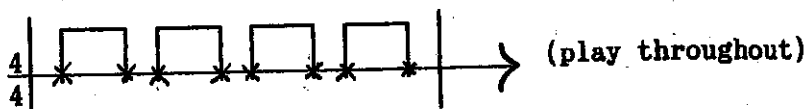
Ukulele:



Bass:



Percussion (Cymbal):





# PARTNER SONGS

## Rock-A-My-Soul [4/4 f#]

D	Rock a my soul in the bosom	D	So high I can't get over it,
	of Abraham	A7	So low I can't get under it,
A7	Rock a my soul in the bosom	D	So wide I can't get around it,
	of Abraham	A7	Oh, rock a my soul.
D	Rock a my soul in the bosom	D	
	of Abraham		
A7	Oh, rock a my soul.		

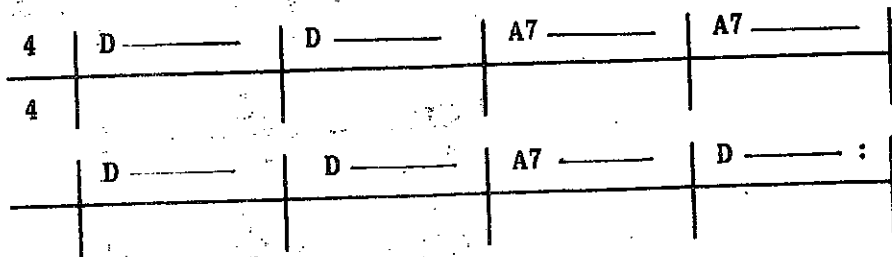
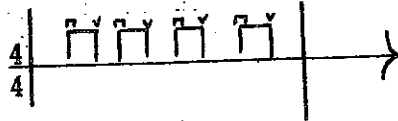
## He's Got the Whole World in His Hands [4 - a'] 4

	D	He's got the whole world in His hands,
	A7	He's got the whole world in His hands,
	D	He's got the whole world in His hands,
	A7	He's got the whole world in His hands.

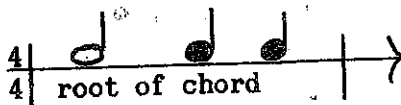
*Pic by ear as an intro!*

## RHYTHM SECTION

Ukulele:



Functional Bass:



10. Shoo Fly [4/4 b]

G D7  
Shoo fly don't bother me!  
G  
Shoo fly don't bother me  
D7  
Shoo fly don't bother me!

G  
I belong to Company G!

- CHORUS -

G  
I feel, I feel, I feel, I feel  
D7

like a morning star!  
I feel, I feel, I feel, I feel  
G

like a morning star!

G D7  
2) Shoo fly keep 'way from me!

G  
Shoo fly keep 'way from me!

D7  
Shoo fly keep 'way from me!

G  
Fly away to Company G!

11. Dobbin, Dobbin [4/4 g]

G D7  
Dobbin Dobbin on your way  
G

We've been together for many a day,

So let your tail go swish as the  
D7  
wheels go round,

G  
Giddy - op! We're home - ward bound.

- chorus -

G D7  
I like to take a horse and buggy

G  
When I go trav - ling to the town

D7  
I like to hear old Dob-bin's clip-clap

G  
I like to feel the wheels go round.

12. Little Liza Jane [4/4 d']

- CHORUS -

D  
Oh E-Liza, little Liza Jane,  
A7 D  
Oh E-Liza, little Liza Jane.

D  
1) Love to sing this silly song,  
Little Liza Jane;  
Learn the words and sing along,  
A7 D  
Little Liza Jane

- CHORUS -

D  
2) The rose is red and the daisy's yellor,  
Little Liza Jane;  
I want to be yer special feller,  
A7 D  
Little Liza Jane.

- CHORUS -

13. Old Texas [4/4 a]

D  
I'm going to leave old Texas now  
A7  
They've got no use for the long  
D  
horn cow.

D  
They've plowed and fenced my cattle  
range.  
A7 D  
And the people there are all so strange.

D  
I'll take my horse I'll take my rope  
A7 D  
And hit the trail upon a lope.

14. Skip To My Lou [4/4 f#]

D  
Lost my partner, What'll I do?  
A7

D7  
Lost my partner, What'll I do?

D  
Lost my partner, What'll I do?

A7 D  
Skip to my Lou, my dar-lin'.

# QUIZ

1. Name and Tabulate Notes:

Staff 1: Treble clef, key signature of one sharp (F#). Notes: A4 (quarter), D5 (quarter), F#5 (quarter), B4 (quarter), A4 (quarter), F#4 (quarter). Tabulation: a 0/4, d 0/3, f# 0/2, b 0/1, ---, ---.

Staff 2: Treble clef, key signature of one sharp (F#). Notes: A4 (quarter), F#4 (quarter), D5 (quarter), B4 (quarter), A4 (quarter), F#4 (quarter). Tabulation: ---, ---, ---, ---, ---, ---.

Staff 3: Treble clef, key signature of one sharp (F#). Notes: A4 (quarter), D5 (quarter), F#5 (quarter), B4 (quarter), A4 (quarter), F#4 (quarter). Tabulation: ---, ---, ---, ---, ---, ---.

Staff 4: Treble clef, key signature of one sharp (F#). Notes: A4 (quarter), D5 (quarter), F#5 (quarter), B4 (quarter), A4 (quarter), F#4 (quarter). Tabulation: ---, ---, ---, ---, ---, ---.

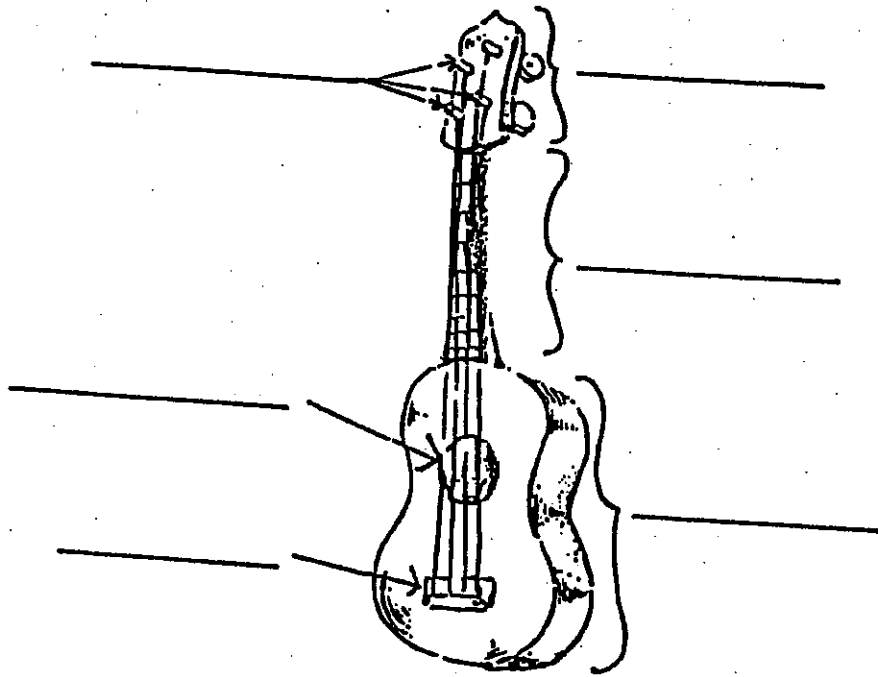
2. Complete the Treble Clefs:

Staff 5: Treble clef with dashed notes for completion. Notes: A4 (quarter), D5 (quarter), F#5 (quarter), B4 (quarter), A4 (quarter), F#4 (quarter).

3. Write the notes on the staff:

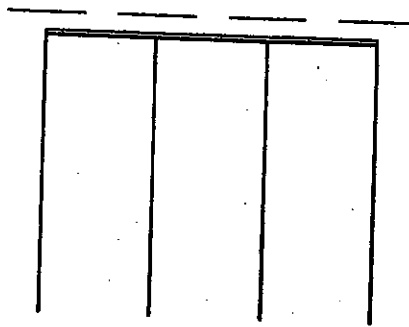
Staff 6: Treble clef with empty staff and tabulation below. Tabulation: b 0/1, d 0/3, f# 0/2, a 0/4, b 0/1, f# 0/2.

1. Name the parts of the ukulele by writing the correct name in each blank.

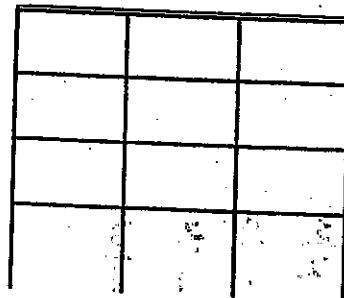


- Body
- Bridge
- Head
- Neck
- Sound hole
- Tuning pegs

2. String Numbers - mark the numbers of each string.



3. Fret Numbers - mark the number of each fret.



- fret # \_\_\_\_\_
- fret # \_\_\_\_\_
- fret # \_\_\_\_\_

# QUIZ

## 1. Tabulation

- 3** - indicates \_\_\_\_\_ and \_\_\_\_\_ numbers  
**1** - indicates \_\_\_\_\_ number.

## 2. Write the correct tabulation for the following:

1. Third finger in the third fret and on the second string \_\_\_\_\_.
2. First finger in the first fret and on the second string \_\_\_\_\_.
3. Open fourth string \_\_\_\_\_.
4. Second finger in the second fret and on the third string \_\_\_\_\_.
5. Third finger in the third fret and on the first string \_\_\_\_\_.

## 3. Fill in the blanks with the correct word:

- (a) A scale is made up of \_\_\_\_\_ different tones.
- (b) The \_\_\_\_\_ string on the ukulele is the lowest sounding string.
- (c) The \_\_\_\_\_ string on the ukulele is the highest sounding sting.
- (d) The letters of the spaces on the staff spell \_\_\_\_\_.
- (e) The letters of the lines on the staff are \_\_\_\_\_.

# QUIZ





## 1. Fill in the blanks:

- (a) The top number of a \_\_\_\_\_ signature tell us how many beats there are in a measure.
- (b) Two eighth notes receive \_\_\_\_\_ beat(s).
- (c) One quarter note is equal to \_\_\_\_\_ eighth notes.
- (d) The new note high "d" is written on the \_\_\_\_\_ of the staff.
- (e) The note stem on the new note "high d" points \_\_\_\_\_.
- (f) The note stem on f# points \_\_\_\_\_.
- (g) The space between two bar lines is called a \_\_\_\_\_.

## 2. Draw in the bar lines:



## 3. Add the beats:

- (a)  = \_\_\_\_\_ beats
- (b)  = \_\_\_\_\_ beats
- (c)  = \_\_\_\_\_ beats
- (d)  = \_\_\_\_\_ beats