


How to Play and Teach Ukulele

Presenter: Alvin Kolach

August 28, 2014




Using tunings
for
D G B E

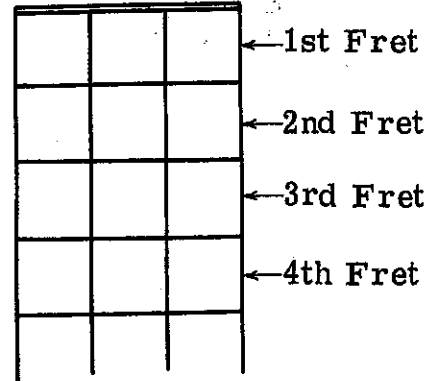
Section 1

String Numbers

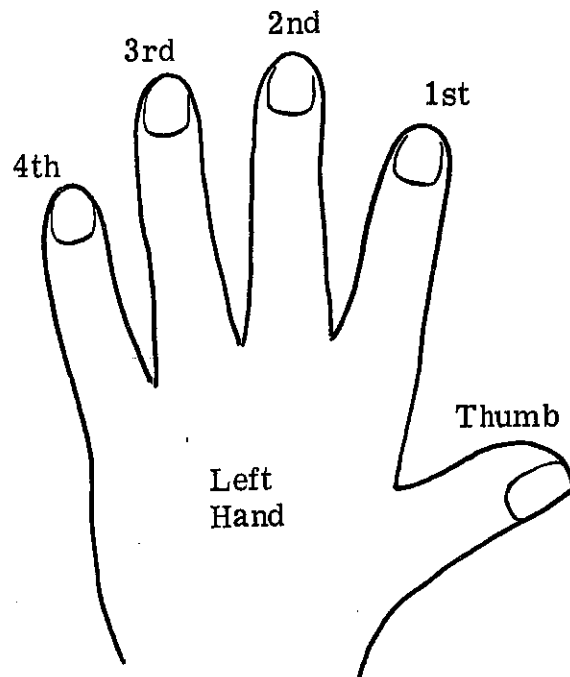
4th 3rd 2nd 1st



Fret Numbers



Finger Numbers



Tabulation

$\frac{3}{1}$

- indicates fret and finger number.

- indicates string number on which the finger is to be placed.

CHOPSTICKS

Part 1

$\frac{3}{2} \times 6$	$\frac{3}{2} \times 6$	$\frac{2}{1} \times 6$	$\frac{3}{1} \times 6$	$\frac{320}{111}$
$\frac{3}{2} \times 6$	$\frac{3}{2} \times 6$	$\frac{2}{1} \times 6$	$\frac{3}{1} \times 4$	

Part 2

$\frac{1}{2} \times 6$	$\frac{0}{2} \times 6$	$\frac{2}{3} \times 6$	$\frac{0}{3} \times 6$	$\frac{020}{332}$
$\frac{1}{2} \times 6$	$\frac{0}{2} \times 6$	$\frac{2}{3} \times 6$	$\frac{0}{3} \times 4$	

Accompaniment (teacher)

D7 x 6	G x 6	D7 x 6	G x 6	:
--------	-------	--------	-------	---

Complete the Tabulation of the **G** scale

$\frac{0}{3}$	$\frac{2}{3}$	$\frac{0}{2}$	$\frac{1}{2}$	$\frac{3}{2}$	$\frac{0}{1}$	$\frac{2}{1}$	$\frac{3}{1}$
---------------	---------------	---------------	---------------	---------------	---------------	---------------	---------------

Sponge Bob Square Pants

Sponge Bob Square Pants, Sponge Bob Square Pants

Patrick too, Patrick too

Mr Crab and Sandy, Mr crab and Sandy

Squidward too, Squidward too.

G



Super Heroes

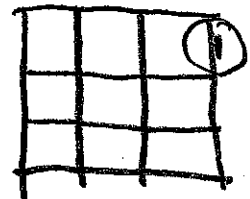
Hulk and Batman, Hulk and Batman

Iron man, Iron Man.

Spiderman and Bat Girl, Spiderman and Bat Girl.

Superman, Superman.

G7



Shrek

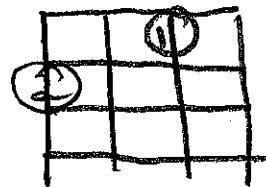
Shrek the Ogre, Shrek the Ogre

Donkey too, Donkey too

Stinky green Fiona, Stinky green Fiona

In the swamp, in the swamp

C



Charlie and the Chocolate Factory

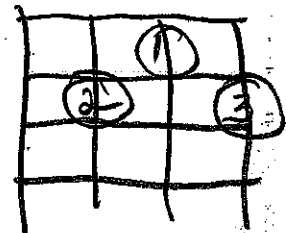
Oompah - Loompah, Oompah - Loompah

Grandpa Joe, Grandpa Joe

Charlie won the ticket, Charlie won the ticket

They were glad, they were glad.

D7



Star Wars

R2D2, R2D2

C3PO, C3PO

Obi Won Kenobi, Obi Won Kenobi

Han Solo, Han Solo.

CHORD 'N SING

1. Little Tommy Tinker [4/4 G]

^G
 Little Tommy Tinker,
 Sat upon a clinker
 He began to cry
 Ma -- Ma ---
 Poor Little innocent guy.

2. Kookaburra [4/4 D]

^G
 Kookaburra sits on the old gum tree,
 Merry, merry king of the bush is he,
 Laugh Kookaburra, laugh Kookaburra,
 Gay your life must be...

^G
 Kookaburra sits on the old gum tree,
 Eating all the gum drops he can see,
 Laugh Kookaburra, laugh Kookaburra,
 Gay your life must be ...

3. Peanut Butter [4/4 E]

Chorus:

^C
 Peanut, peanut butter (jelly)!
 Peanut, peanut butter (jelly)!

Spoken -

1) First you dig the peanuts
 And you dig 'em, you dig 'em,
 You dig 'em, dig 'em, dig 'em,
 Then you crush 'em, you crush 'em,
 You crush 'em, crush 'em crush 'em,
 Then you spread 'em you spread 'em
 You spread 'em spread 'em spread 'em

- chorus -

2) Then you pick the berries,
 And you pick 'em, pick 'em,
 You pick 'em, pick 'em, pick 'em
 Then you crush 'em, crush 'em,
 You crush 'em crush 'em crush 'em
 Then you spread 'em, you spread 'em
 You spread 'em spread 'em spread 'em

- chorus -

4. Mr. Frog [4/4 G]

^C
 Mr. Frog went a courtin' and
 he did ride Um-hm Um-hm
 Mr. Frog went a courtin' and
 he did ride
 Sword and pistol by his side
 Um-hm Um-hm

2) He said Miss Mouse are you
 within? Um-hm Um-hm
 He said Miss Mouse are you
 within?
 Oh yes, sir, here I sit and spin
 Um-hm Um-hm.

5. Flea Fly [4/4 B]

^{Em}
 Flea! Flea!
 Flea-fly! Flea-fly!
 Flea-fly mosquitos!
 Flea-fly mosquitos!

Oh, no, no, no more mosquitos,
 Oh, no, no, no more mosquitos.

Itch-y Itch-y Scratch-y scratch-y
 oo, I got one down my back-y,
 Itch-y Itch-y Scratch-y, scratch-y
 oo, I got one down my back-y.

Beat that big bad bug
 with the bug spray
 Beat that big bad bug
 with the bug spray

6. Alison's Camel [4/4 C]

^C
 Alison's camel has five humps

^{G7 C}
 Alison's camel has five humps

Allison's camel has five humps

^{G7 C}
 *So go Alison go boom boom boom

[four, three, two, one, No.]
 Spoken ending ["Alison is a horse"]

Row, row, row your boat
Gently down the stream
Merrily, merrily, merrily
Life is but a dream



Row, row, row your boat
Gently down the river
If you see a polar bear
Don't forget to shiver

Kookaburra

1) Kookaburra sits in the old gum tree,

Merry, merry king of the bush is he,

Laugh, Kookaburra, Laugh, Kookaburra,

Happy your life must be.

2) Kookaburra sits in the old gum tree

Eating all the gumdrops he can see

Stop, Kookaburra, Stop, Kookaburra

Leave some there for me.

3) Kookaburra sits in the old gum tree,

Counting all the monkeys he can see

Stop, Kookaburra, Stop, Kookaburra,

That's no monkey, that's me.

Row, row, row your boat
Gently down the stream
If you see a crocodile
Don't forget to scream



Row, row, row your boat
Gently to the shore
If you see a lion there
Don't forget to roar

4) Kookaburra sits on the ol' train track,

Along comes a train and knocks him
flat, (slower)

Poor Kookaburra, Poor Kookaburra, (pause)

That's the end of that! (THWACK!)

Chopsticks

$$A. \frac{2}{2} \times 6 \quad \frac{3}{2} \times 6 \quad \frac{2}{1} \times 6 \quad \frac{3}{1} \times 6 \quad || \quad \frac{3}{1} \quad \frac{2}{1} \quad \frac{0}{1}$$

$$\frac{3}{2} \times 6 \quad \frac{3}{2} \times 6 \quad \frac{2}{1} \times 6 \quad \frac{3}{1} \times 1$$

$$B. \frac{1}{2} \times 6 \quad \frac{0}{2} \times 6 \quad \frac{2}{3} \times 6 \quad \frac{0}{3} \times 6 \quad || \quad \frac{0}{3} \quad \frac{2}{3} \quad \frac{0}{2}$$

$$\frac{1}{2} \times 6 \quad \frac{0}{2} \times 6 \quad \frac{2}{3} \times 6 \quad \frac{0}{3} \times 1$$

G



G

(1) Mr. Frog went a courtin' and he did
ride
Um-hm Um-hm,
Mr. Frog went a courtin' and he did
ride
Sword and pistol by his side
Um-hm Um-hm.

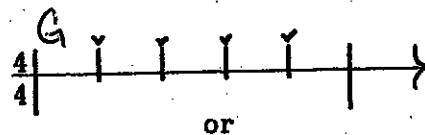
(2) He said Miss Mouse are you within?
Um-hum Umhm
He said Miss Mouse are you within?
Oh yes, sir, here I sit and spin
Um-hm Um-hm.

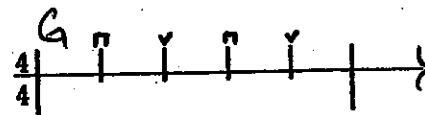
(3) He took Miss Mouse upon his
knee
Um-hm Um-hm,
He took Miss Mouse upon his
knee
He said Miss Mouse will you
marry me?
Um-hm Um-hm.

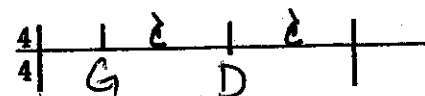
(4) Oh where will the wedding
supper be?
Um-hm Um-hm
Oh where will the wedding
supper be?
Away down yonder in a hollow
tree
Um-hm Um-hm.

Rhythm Section

Ukulele:  Play throughout

 Play throughout

 Play throughout

Bass:  Play throughout

Percussion: (tone blocks)

 Play throughout

Hush Little Baby

S.P.



Hush

(1)
 C
 Hush, little baby, don't say a word,
 G7 C
 Daddy's gonna buy you a mocking bird,
 G C
 And if that mocking bird won't sing,
 G7 C
 Daddy's gonna buy you a diamond ring.

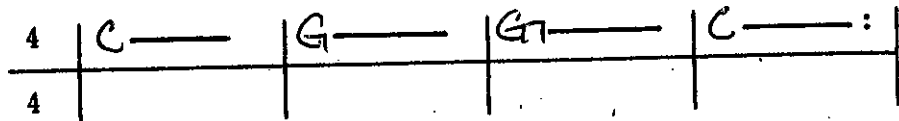
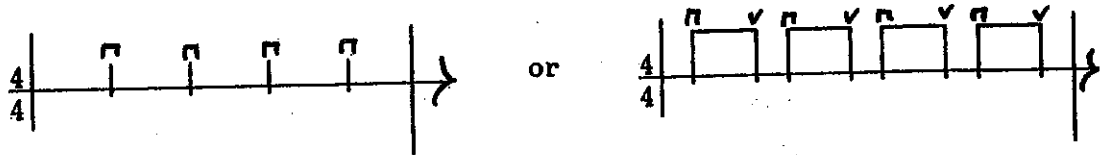
(3)
 C G
 And if that billy goat won't pull,
 G7 C
 Daddy's gonna buy you a cart and bull,
 G C
 And if that cart and bull turn over
 G7 C
 Daddy's gonna buy you a dog named Rover.

(2)
 C G
 And if that diamond ring turns to brass
 G7 C
 Daddy's gonna buy you a looking glass,
 G C
 And if that looking glass gets broke
 G7 C
 Daddy's gonna buy you a billy goat.

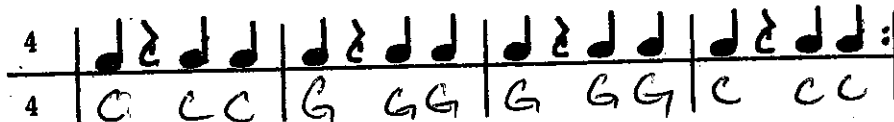
(4)
 C G
 And if that dog named Rover won't bark
 G7 C
 Daddy's gonna buy you a horse and cart
 G C
 And if that horse and cart fall down
 G7 C
 You'll still be the sweetest little baby
 intown.

RHYTHM SECTION

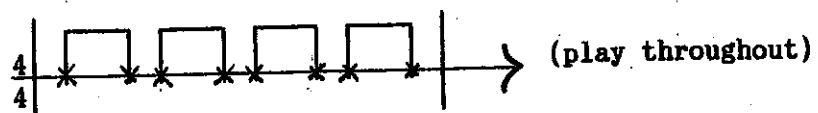
Ukulele:



Bass:



Percussion (Cymbal):



PARTNER SONGS

Rock-A-My-Soul [4/4 B]

G
Rock a my soul in the bosom

of Abraham

D7
Rock a my soul in the bosom

of Abraham

G
Rock a my soul in the bosom

of Abraham

D7
Oh, rock a my soul.

G
So high I can't get over it,

D7
So low I can't get under it,

G
So wide I can't get around it,

D7 **G**
Oh, rock a my soul.

He's Got the Whole World in His Hands [4 - D] 4

G
He's got the whole world in His hands,

D7
He's got the whole world in His hands,

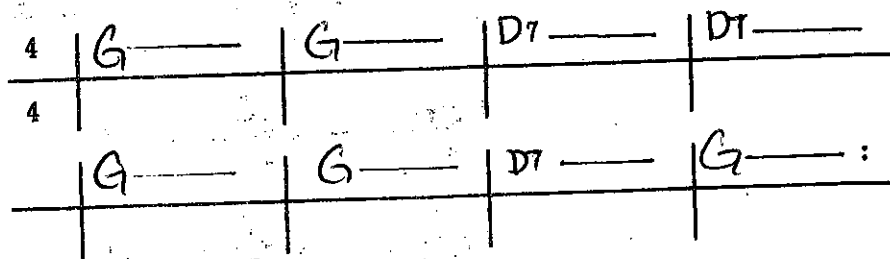
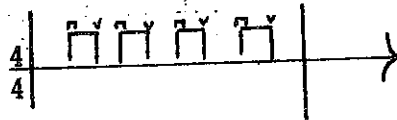
G
He's got the whole world in His hands,

D7 **G**
He's got the whole world in His hands.

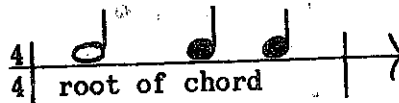
Pic by ear as an intro!

RHYTHM SECTION

Ukulele:



Functional Bass:



10. Shoo Fly [4/4 E]

^C Shoo fly don't bother me!
^C Shoo fly don't bother me
^{G7} Shoo fly don't bother me!

^C I belong to Company G!

- CHORUS -

^C I feel, I feel, I feel, I feel

^{G7} like a morning star!
I feel, I feel, I feel, I feel

^C like a morning star!

^C 2) Shoo fly keep 'way from me!
^{G7}

^C Shoo fly keep 'way from me!

^{G7} Shoo fly keep 'way from me!

^C Fly away to Company G!

11. Dobbin, Dobbin [4/4 C]

^C Dobbin Dobbin on your way
^{G7}

^C We've been together for many a day,

^{G7} So let your tail go swish as the
wheels go round,

^C Giddy - op! We're home - ward bound.

- chorus -

^C I like to take a horse and buggy
^{G7}

^C When I go trav - ling to the town

^{G7} I like to hear old Dob-bin's clip-clap

^C I like to feel the wheels go round.

12. Little Liza Jane [4/4 G]

- CHORUS -

^G Oh E-Liza, little Liza Jane,

^{D7} Oh E-Liza, little Liza Jane.

^G 1) Love to sing this silly song,
Little Liza Jane;
Learn the words and sing along,

^{D7} Little Liza Jane

- CHORUS -

^G 2) The rose is red and the daisy's yeller,
Little Liza Jane;

I want to be ver special feller,

^{D7} Little Liza Jane.

- CHORUS -

13. Old Texas [4/4 D]

^G I'm going to leave old Texas now

^{D7} They've got no use for the long
horn cow.

^G They've plowed and fenced my cattle
range.

^{D7} And the people there are all so strange.

^G I'll take my horse I'll take my rope

^{D7} And hit the trail upon a lope.

14. Skip To My Lou [4/4 B]

^G Lost my partner, What'll I do?

^{D7} Lost my partner, What'll I do?

^G Lost my partner, What'll I do?

^{D7} Skip to my Lou, my dar-lin'.

QUIZ

1. Name and Tabulate Notes:

The first staff shows a sequence of notes: G4, A4, B4, C5, B4, A4, G4. Below it are the fret numbers: 0/4, 0/3, 0/2, 0/1, and two blank lines. The second staff shows notes: A4, G4, F4, E4, D4, C4. Below it are two blank lines. The third staff shows notes: B4, A4, G4, F4, E4, D4. Below it are two blank lines. The fourth staff shows notes: C5, B4, A4, G4, F4, E4. Below it are two blank lines.

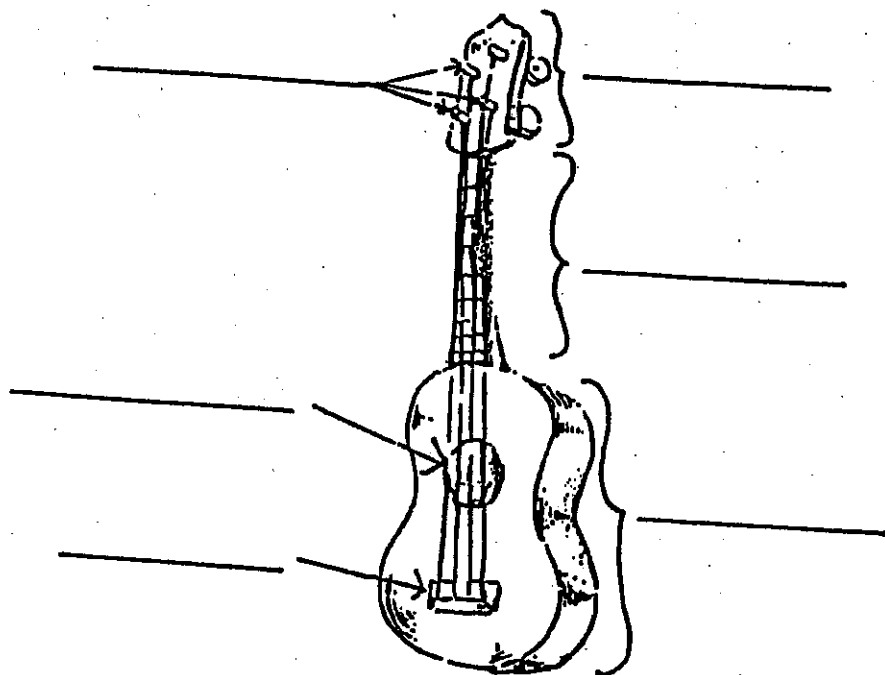
2. Complete the Treble Clefs:

A musical staff with a treble clef. The first three measures contain notes: G4, A4, B4. The fourth measure contains a note: C5. The remaining measures are empty.

3. Write the notes on the staff:

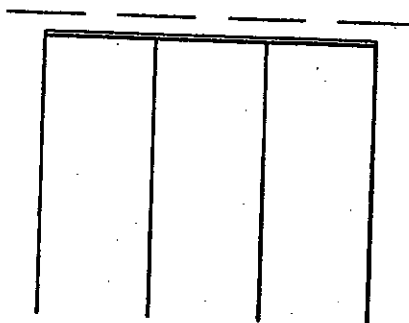
A musical staff with a treble clef. Below the staff are fret numbers for six measures: E 0/1, G 0/3, B 0/2, D 0/4, E 0/1, B 0/2.

1. Name the parts of the ukulele by writing the correct name in each blank.




- Body
- Bridge
- Head
- Neck
- Sound hole
- Tuning pegs

2. String Numbers - mark the numbers of each string.



3. Fret Numbers - mark the number of each fret.



- fret # _____
- fret # _____
- fret # _____

QUIZ

1. Tabulation

- 3** - indicates _____ and _____ numbers
1 - indicates _____ number.

2. Write the correct tabulation for the following:

1. Third finger in the third fret and on the second string _____.
2. First finger in the first fret and on the second string _____.
3. Open fourth string _____.
4. Second finger in the second fret and on the third string _____.
5. Third finger in the third fret and on the first string _____.

3. Fill in the blanks with the correct word:

- (a) A scale is made up of _____ different tones.
- (b) The _____ string on the ukulele is the lowest sounding string.
- (c) The _____ string on the ukulele is the highest sounding string.
- (d) The letters of the spaces on the staff spell _____.
- (e) The letters of the lines on the staff are _____.

QUIZ

1. Fill in the blanks:

- (a) The top number of a _____ signature tell us how many beats there are in a measure.
- (b) Two eighth notes receive _____ beat(s).
- (c) One quarter note is equal to _____ eighth notes.
- (d) The new note high "d" is written on the _____ of the staff.
- (e) The note stem on the new note "high d" points _____.
- (f) The note stem on f points _____.
- (g) The space between two bar lines is called a _____.

2. Draw in the bar lines:



3. Add the beats:

(a)  = _____ beats

(b)  = _____ beats

(c)  = _____ beats

(d)  = _____ beats